



Herbivore®

Herbicide

PEEL HERE
for Complete
Directions for Use
and Additional
Precautionary
Statements

HALOSULFURON-METHYL GROUP 2 HERBICIDE

HERBIVORE HERBICIDE is a herbicide for selective pre-emergent and post-emergent control of listed weeds including both broadleaf weeds and nutsedge in: artichoke; beans (including dry); corn (field corn, field corn grown for seed, sweet corn and popcorn); cotton; fallow ground; millet, proso; pasture, rangeland & CRP forage grasses/hay Crop Group 17; pome fruit (apple; arazole; crabapple; loquat; mayhaw; medlar; pear; pear, Asian; quince; quince, Chinese; quince, Japanese; tejocote; cultivar, varieties, and/or hybrids of these) Crop Group 11-10; grain sorghum (milo); rice; soybean, seed; sugarcane.

Read the entire label before using this product. Use only according to label instructions. Read "LIMIT OF WARRANTY AND LIABILITY" before buying or using. If terms are not acceptable, return at once unopened.

ACTIVE INGREDIENT:

Halosulfuron-methyl..... 75%

OTHER INGREDIENTS:..... 25%

TOTAL..... 100%

% BY WT.

KEEP OUT OF REACH OF CHILDREN CAUTION

Si usted no entiende la etiqueta, busque a alguien para que se la explique a usted en detalle.
(If you do not understand the label, find someone to explain it to you in detail)

| FIRST AID | |
|--|--|
| IF IN EYES: | <ul style="list-style-type: none">• Hold eye open and rinse slowly and gently with water for 15-20 minutes.• Remove contact lenses, if present, after the first 5 minutes, then continue rinsing eye.• Call poison control center or physician for treatment advice. |
| IF SWALLOWED: | <ul style="list-style-type: none">• Call poison control center or physician immediately for treatment advice.• Remove visible particles from mouth.• Have person rinse mouth thoroughly with water, spit out rinse water.• Have person sip a glass of water if able to swallow.• Do not induce vomiting unless told to do so by the poison control center or doctor.• Do not give anything by mouth to an unconscious person. |
| Have the product container or label with you when calling a poison control center or physician, or going for treatment. FOR MEDICAL EMERGENCIES INVOLVING THIS PRODUCT, you may also contact 1-877-424-7452. | |

Manufactured for: Winfield Solutions, LLC, P.O. Box 64589, St. Paul, MN 55164-0589

EPA Reg. No. 2749-528-1381



(01)00884464496810

EPA Est. No. 065387-AR-001

Net Contents: 20 ounces

Unity# 1408206

2/0128/0

Job 250936

PRECAUTIONARY STATEMENTS

HAZARDS TO HUMANS AND DOMESTIC ANIMALS

CAUSES MODERATE EYE IRRITATION. HARMFUL IF SWALLOWED. Avoid contact with eyes or clothing. Wash thoroughly with soap and water after handling.

PERSONAL PROTECTIVE EQUIPMENT (PPE)

Applicators and other handlers must wear:

- long-sleeved shirt and long pants, and shoes plus socks

Follow manufacturer's instructions for cleaning/maintaining PPE. If no such instructions for washables exist, use detergent and hot water. Keep and wash PPE separately from other laundry.

ENGINEERING CONTROL STATEMENTS:

When handlers use closed systems, or enclosed cabs, or aircraft in a manner that meets the requirements listed in the Worker Protection Standard (WPS) for agricultural pesticides [40 CFR 170.240 (d) (4-6)], the handler PPE requirements may be reduced or modified as specified in the WPS.

USER SAFETY RECOMMENDATIONS:

Users should:

- Remove PPE immediately after handling this product.
- Wash the outside of gloves before removing.
- As soon as possible, wash thoroughly and change into clean clothing.
- Wash hands before eating, drinking, chewing gum, using tobacco or using the toilet.
- Remove clothing/PPE immediately if pesticide gets inside. Then wash thoroughly and put on clean clothing.

FOR CHEMICAL SPILL, LEAK, FIRE, EXPOSURE OR MEDICAL EMERGENCY INVOLVING THIS PRODUCT CALL CHEMTREC[®] TOLL FREE 1-800-424-9300.

ENVIRONMENTAL HAZARDS

This product is toxic to non-target vascular plants. Do not apply directly to water, to areas where surface water is present or to intertidal areas below the mean high water mark. Do not contaminate water when disposing of equipment washwaters or rinsate.

Ground Water Advisory: Halosulfuron-methyl is known to leach through soil into ground water under certain conditions as a result of label use. This chemical may leach into ground water if used in areas where soils are permeable, particularly where the water table is shallow.

Surface water Advisory: This product may impact surface water quality due to runoff of rain water. This is especially true for poorly draining soils and soils with shallow ground water. This product is classified as having high potential for reaching surface water via runoff for several months or more after application. A level, well-maintained vegetative buffer strip between areas to which this product is applied and surface water features such as ponds, streams, and springs will reduce the potential loading of halosulfuron-methyl from runoff water and sediment. Runoff of this product will be greatly reduced by avoiding applications when rainfall or irrigation is expected to occur within 48 hours.

Non-Target Organism Advisor This product is toxic to plants and may adversely impact the forage and habitat of non-target organisms, including pollinators, in areas adjacent to the treated area. Protect the forage and habitat of non-target organisms by minimizing spray drift. For further guidance and instructions on how to minimize spray drift, refer to the Spray Drift Management section of this label.

DIRECTIONS FOR USE

It is a violation of Federal law to use this product in any manner inconsistent with its labeling. This product can only be used in accordance with the Directions for Use on this label or in separately published Aceto Supplemental Labeling.

Do not apply this product in a way that will contact workers or other persons, either directly or through drift. Only protected handlers may be in the area during application. For any requirements specific to your State or Tribe, consult the agency responsible for pesticide regulation.

AGRICULTURAL USE REQUIREMENTS

Use this product only in accordance with its labeling and with the Worker Protection Standard, 40 CFR part 170. This Standard contains requirements for the protection of agricultural workers on farms, forest, nurseries and green houses, and handlers of agricultural pesticides. It contains requirements for training, decontamination, notification and emergency assistance. It also contains specific instructions and exceptions pertaining to the statements on the label about personal protective equipment (PPE), restricted-entry interval. The requirements in this box only apply to uses of this product that are covered by the Worker Protection Standard.

Do not enter or allow worker entry into treated areas during this restricted entry interval (REI) of 12 hours.

PPE required for early entry to treated areas that is permitted under the Worker Protection Standard and that involves contact with anything that has been treated, such as plants, soil or water, is:

- Coveralls
- Shoes plus socks
- Chemical-resistant gloves, made of nitrile rubber, neoprene rubber or polyethylene.

NON-AGRICULTURAL USE REQUIREMENTS

The requirements in this box apply to uses of this product that are NOT within the scope of the Worker Protection Standard for agricultural pesticides (40 CFR Part 170). The WPS applies when this product is used to produce agricultural plants on farms, forests, nurseries, or greenhouses.

Keep people and pets off treated areas until spray solution has dried.

PRODUCT INFORMATION

HERBIVORE HERBICIDE is a sulfonyleurea herbicide that works by inhibition of acetolactate synthase (ALS). Many factors such as application rate, weed species, weed pressure, conditions of weeds including size and climatic factors impact the degree of weed control. Applications made to actively growing weeds at the early stages of development as described below will optimize performance. In post-emergent weed applications, early treatment is best to control the weeds vying (competing) with the crop. For residual control from early post-emergent treatments (in corn) a second application may be needed to control later germination of weeds.

HERBIVORE HERBICIDE is quick to act on targeted weeds by stunting growth allowing the crop to over take the development of the targeted weeds. Once the development of the targeted weeds is stunted, the leaves and growing point begin to discolor and die. Complete control typically occurs within 7 to 14 days depending on the weed size, species and growing conditions. Depending on the stage and development of the targeted weeds, control generally takes place in 7 to 14 days.

Windblown Soil Particles

HERBIVORE HERBICIDE has the potential to move off-site due to wind erosion. Soils that are subject to wind erosion usually have a high silt and/or fine to very fine sand fractions and low organic matter content. Other factors which can affect the movement of windblown soil include the intensity and direction of prevailing winds, vegetative cover, site slope, rainfall, and drainage patterns. Avoid applying HERBIVORE HERBICIDE if prevailing local conditions may be expected to result in off-site movement.

Weed Resistance Management

For resistance management, HERBIVORE HERBICIDE is a Group 2 herbicide. Any weed population may contain or develop plants naturally resistant to HERBIVORE HERBICIDE and other Group 2 herbicides. The resistant biotypes may dominate the weed population if these herbicides are used repeatedly in the same field. Appropriate resistance management strategies should be followed.

See specific crop Use Directions for maximum single application rate, annual maximum number of applications and amount of active ingredients.

To delay herbicide resistance, take one or more of the following steps:

Rotate the use of HERBIVORE HERBICIDE or other Group 2 herbicides within a growing season sequence or among growing seasons with different herbicide groups that control the same weeds in a field.

Use tank mixtures with herbicides from a different group if such use is permitted; where information on resistance in target weed species is available, use the less resistance-prone partner at a rate that will control the target weed(s) equally as well as the more resistance-prone partner. Consult your local extension service or certified crop advisor if you are unsure as to which active ingredient is currently less prone to resistance.

Adopt an integrated weed-management program for herbicide use that includes scouting and uses historical information related to herbicide use and crop rotation, and that considers tillage (or other mechanical control methods), cultural (e.g., higher crop seeding rates; precision fertilizer application method and timing to favor the crop and not the weeds), biological (weed-competitive crops or varieties) and other management practices.

Users should scout before and after herbicide application to monitor weed populations for early signs of resistance development. Indicators of possible herbicide resistance include: (1) failure to control a weed species normally controlled by the herbicide at the dose applied, especially if control is achieved on adjacent weeds; (2) a spreading patch of non-controlled plants of a particular weed species; (3) surviving plants mixed with controlled individuals of the same species. If resistance is suspected, prevent weed seed production in the affected area by an alternative herbicide from a different group or by a mechanical method such as hoeing or tillage. Prevent movement of resistant weed seeds to other fields by cleaning harvesting and tillage equipment when moving between fields, and planting clean seed.

If a weed pest population continues to progress after treatment with this product, discontinue use of this product, and switch to another management strategy or herbicide with a different mode of action, if available.

Users should report lack of performance to the registrant or their representative.

Contact your local extension specialist or certified crop advisors for additional pesticide resistance-management and/or integrated weed-management recommendations for specific crops and weed biotypes.

MIXING INSTRUCTIONS

HERBIVORE HERBICIDE is a water dispersible granule designed to be diluted with water at the rates listed in the specific crop use directions. Fill the spray tank with approximately ½ of the desired volume with water or carrier. With the agitation operating, add the specified amount of the formulation as listed in the targeted crop use directions. Complete the filling process while maintaining agitation. Remove the hose from the mixing tank immediately after filling to avoid siphoning back into the carrier source. Add nonionic surfactant and other spray additives as the last ingredients in the tank. Allow time to fully disperse.

Since this product forms a suspension in water, it is important to maintain good agitation during mixing and spraying. If the spray suspension is allowed to settle for a short period of time, be sure to agitate the spray suspension for a minimum 10 minutes. Apply spray solutions within 24 hours after mixing.

Spray Additives

Spray additives such as nonionic surfactant (NIS), or Crop Oil Concentrate (COC) and liquid nitrogen fertilizer (e.g. 28-0-0) are used with HERBIVORE HERBICIDE to improve performance. The typical nonionic surfactant contains a minimum of 80% NIS and is accepted by the EPA for use on food crops. The use rate is 0.25 to 0.5% NIS concentrate (1 to 2 quarts per 100 gallons of spray mixture). An alternative for the nonionic surfactant is a Crop Oil Concentrate. The typical Crop Oil Concentrate is a phytoabland oil (petroleum) or crop origin (vegetable) based product that containing a minimum 14% surfactant to allow it to be miscible with water. The use rate for the Crop Oil Concentrate is 1% vol/vol (1 gallon per 100 gallons of spray mixture). NIS or COC is the only spray additives required to improve efficacy. Do not use both NIS and COC in the spray mixture. Use liquid nitrogen for those tank mix partners which required a liquid nitrogen additive to improve performance. Consult the tank mixture partner's labels for specific additive requirements and interactions. In place of the liquid nitrogen fertilizer, a high quality, spray grade ammonium sulfate (e.g. 21-0-0) is used at a use rate of 2 to 4 pounds per acre. Use either NIS or COC in the spray mixture.

For specific details, consult the use directions in crop section of the label.

Use Rate Equivalency

Since HERBIVORE HERBICIDE contains 75% active ingredient per lb. of product, the following table expresses the use rate equivalency of oz. of this product in term of lbs. halosulfuron-methyl on a per acre basis.

| oz. of Product per acre | lbs. halosulfuron- methyl per acre |
|----------------------------|---------------------------------------|
| 1/2 | 0.0235 |
| 3/8 | 0.031 |
| 3/4 | 0.035 |
| 1 | 0.047 |
| 1 1/8 | 0.062 |
| 1 1/2 | 0.070 |
| 2 | 0.094 |
| 2 1/2 | 0.125 |
| 5 1/4 | 0.250 |

APPLICATION METHODS

Apply this product by ground or with aerial equipment to produce uniform coverage on growing weeds or soil to achieve consistent weed control.

Uniform, thorough spray coverage is important to achieve consistent weed control. Calibrate application equipment according to manufacturer's specifications. Use nozzle type arrangements that provide optimum spray distribution and maximum coverage while avoid contact to sensitive crop foliage.

Thoroughly clean application equipment immediately after use and prior to spraying a crop other than corn or grain sorghum. See Spray Equipment Cleanout section of this label for complete details.

Ground Applications

When HERBIVORE HERBICIDE is applied by ground equipment, use in a minimum of 10 gallons of water per acre for a broadcast application. In dense weed populations and thick canopy cover, higher spray volumes are necessary, e.g. 15 - 20 gallons of water per acre. Use the proper spray volume and nozzles that will ensure thorough and uniform coverage of the targeted weeds. Use directed applications to avoid contacting sensitive crop foliage. Select nozzles that will provide optimum spray volume, distribution and coverage at a pressure (psi) that minimizes spray drift. Inspect nozzle distribution during application to avoid streaking and overspray.

Rope-wick or Wiper Applications

A typical rope-wick or wiper applicator consists of an absorbent material made of burlap, canvas, rope, sponge, or absorbent pad plumbed into a pipe reservoir filled with the aqueous herbicide mixture. Maintain the moisture on the absorbent materials to allow for leaf wetness on targeted weeds, but not to a moisture level that allows for excess moisture to drip from the absorbent material. Selected equipment must be maintained and capable of preventing all contact of the herbicide mixture with the crop or soil.

To ensure adequate contact with the weeds, adjust the height of the wiper applicator so that no wiper contact point is less than 2 inches above the desirable vegetation. For optimum performance, a minimum of 6 inches above the desirable vegetation of the wiper applicator will provide adequate exposed of the weeds to the herbicide mixture. Poor contact occurs when weeds are growing in dense clumps, in areas of severe weed infestation, when weed height varies dramatically or when operator speeds are too great. Terrain must be considered when making wiper applications. Sloping ground can cause herbicide solution to migrate to one side, causing dripping on the lower end and drying of the wiper on the upper end of the applicator.

Use Precautions:

Due to decreased efficacy do not apply this product when weeds are wet.

Only prepare enough herbicide mixture to be utilized that day.

Avoid leaks or dripping of the herbicide solution onto the crop as contact of this product to desirable vegetation could result in plant injury or destruction.

Keep wiper surfaces clean.

Clean wiper parts promptly after using this product by thoroughly flushing with water.

When using a surfactant refer to the Spray Additives section of this label.

When Using Motorized Ground Equipment:

Prior to application determine the per acre output of the applicator. If the output rate is unknown it may be obtained by evaluating the output at ~100% weed density. Apply a minimum of 1 oz HERBIVORE HERBICIDE per acre by mixing the desired per acre rate of this product, in ratio with your determined per acre output. Do not exceed the maximum labeled rate for the target crop.

The applicator device will physically wipe this product directly onto the weed in between rows of crop plants (row middles) or over the top of crops for selectively controlling weeds. Operate wiper applicators at a ground speed of no greater than 5 miles per hour. To maintain performance applicator should control chemical application rate by adjusting travel speed to match weed density. In areas of dense weeds better results can be obtained when two applications are made in opposite directions. Refer to the specific crop section of this label for rates and directions for use.

Spot Treatment:

For spot treatment or application with a hand held device, mix 1/4 oz - 1 oz this product per 1 gallon of water. For best results, when using a hand held applicator, wipe the desired target weeds in a back and forth motion to ensure proper contact and coverage.

Aerial Applications

When HERBIVORE HERBICIDE is applied by air, use in a minimum 3 - 15 gallons of water per acre. Properly calibrate the spray equipment. Follow the Spray Drift Management guidelines presented below. Inspect nozzle distribution during application to avoid streaking, overspray and spray drift.

SPRAY DRIFT**Aerial Applications:**

- Do not release spray at a height greater than 10 ft. above the vegetative canopy, unless a greater application height is necessary for pilot safety.
- For applications prior to the emergence of crops and target weeds, applicators are required to use a Coarse or coarser droplet size (ASABE S572.1).
- For all other applications, applicators are required to use a Medium or coarser droplet size (ASABE S572.1).
- The boom length must not exceed 65% of the wingspan for airplanes or 75% of the rotor blade diameter for helicopters.
- Applicators must use ½ swath displacement upwind at the downwind edge of the field.
- Nozzles must be oriented so the spray is directed toward the back of the aircraft.
- Do not apply when wind speeds exceed 10 miles per hour at the application site.
- Do not apply during temperature inversions.

Ground Boom Applications:

- Apply with the nozzle height recommended by the manufacturer, but no more than 3 feet above the ground or crop canopy unless making a turf, pasture, or rangeland application, in which case applicators may apply with a nozzle height no more than 4 feet above the ground.
- For applications prior to the emergence of crops and target weeds, applicators are required to use a Coarse or coarser droplet size (ASABE S572.1).
- For all other applications, applicators are required to use a Medium or coarser droplet size (ASABE S572.1).
- Do not apply when wind speeds exceed 10 miles per hour at the application site.
- Do not apply during temperature inversions.

SPRAY DRIFT ADVISORIES**SPRAY DRIFT****Handheld Technology Applications:**

- Take precautions to minimize spray drift.

THE APPLICATOR IS RESPONSIBLE FOR AVOIDING OFF-SITE SPRAY DRIFT.
BE AWARE OF NEARBY NON-TARGET SITES AND ENVIRONMENTAL CONDITIONS.

IMPORTANCE OF DROPLET SIZE

An effective way to reduce spray drift is to apply large droplets. Use the largest droplets that provide target pest control. While applying larger droplets will reduce spray drift, the potential for drift will be greater if applications are made improperly or under unfavorable environmental conditions.

Controlling Droplet Size - Ground Boom

- Volume - Increasing the spray volume so that larger droplets are produced will reduce spray drift. Use the highest practical spray volume for the application. If a greater spray volume is needed, consider using a nozzle with a higher flow rate.
- Pressure - Use the lowest spray pressure recommended for the nozzle to produce the target spray volume and droplet size.
- Spray Nozzle - Use a spray nozzle that is designed for the intended application. Consider using nozzles designed to reduce drift.

Controlling Droplet Size - Aircraft

- Adjust Nozzles - Follow nozzle manufacturers recommendations for setting up nozzles. Generally, to reduce fine droplets, nozzles should be oriented parallel with the airflow in flight.

BOOM HEIGHT - Ground Boom

- Use the lowest boom height that is compatible with the spray nozzles that will provide uniform coverage. For ground equipment, the boom should remain level with the crop and have minimal bounce.

RELEASE HEIGHT - Aircraft

Higher release heights increase the potential for spray drift. When applying aurally to crops, do not release spray at a height greater than 10 ft. above the crop canopy, unless a greater application height is necessary for pilot safety.

SHIELDED SPRAYERS

Shielding the boom or individual nozzles can reduce spray drift. Consider using shielded sprayers. Verify that the shields are not interfering with the uniform deposition of the spray on the target area.

TEMPERATURE AND HUMIDITY

When making applications in hot and dry conditions, use larger droplets to reduce effects of evaporation.

TEMPERATURE INVERSIONS

Drift potential is high during a temperature inversion. Temperature inversions are characterized by increasing temperature with altitude and are common on nights with limited cloud cover and light to no wind. The presence of an inversion can be indicated by ground fog or by the movement of smoke from a ground source or an aircraft smoke generator. Smoke that layers and moves laterally in a concentrated cloud (under low wind conditions) indicates an inversion, while smoke that moves upward and rapidly dissipates indicates good vertical air mixing. Avoid applications during temperature inversions.

WIND

Drift potential generally increases with wind speed. **AVOID APPLICATIONS DURING GUSTY WIND CONDITIONS.** Applicators need to be familiar with local wind patterns and terrain that could affect spray drift.

Sensitive areas:

Use pesticide products adjacent to sensitive areas only when there is minimal potential for drift or off-target movement, e.g. wind is blowing away from non-target crops, residential areas, known habitats for threatened or endangered species, etc.

In California (only), particularly sensitive crops are identified as cotton and prunes. In applications near these sensitive crops utilize the following buffer zones:

- Do not apply aerial applications within 4 miles of sensitive crops.
- Do not apply ground applications within 1 mile of sensitive crops except when wind direction during the application is away from sensitive crops. When wind direction during the ground application is away from sensitive crops, do not apply within 0.5 miles of sensitive crops.
- Do not apply Direct Dry Applications on rice by air within 360 feet of sensitive crops.

Spray Equipment Cleanout

The mix tank and spray equipment cleanout is an important stewardship activity to avoid injury to desirable crops. It is important to clean all mixing and spraying equipment immediately after use and before using pesticide products including HERBIVORE HERBICIDE. This is especially important prior to spraying a crop other than grain sorghum and corn.

To clean the spraying equipment, follow the procedure outlined below:

- Completely drain the mix tank and/or sprayer, and then wash thoroughly the tank, sprayer, boom and nozzles with clean water. Drain the system again.

- Fill the mixing or spray tank half full with clean water and add domestic ammonium, normally a 3% solution, at a dilution rate of 1% vol/vol ammonium or 1 gallon per 100 gallons of rinsate.
- Completely fill the tank(s) with additional clean water. Agitate and recirculate and flush out the boom and hoses. Let the system run for 10 - 15 minutes. Drain the system completely.
- Remove nozzles and screens and dislodge any visible solid material. Then soak them in a 1% vol/vol ammonium solution. Inspect the nozzles and screen and remove any visual residues.
- Repeat the above procedure for a second time.
- Flush the mix tank and/or sprayer, boom and hoses with clean water. Drain the system again and inspect for any visible residues. If present, repeat the cleaning cycle again.
- If the rinsate cannot be disposed of by use according to label instructions, contact your State Pesticide or Environmental Control Agency, or the Hazardous Waste representative at the nearest EPA Regional Office for guidance.

TANK MIXTURES

To improve this product's effectiveness, apply in combination with other pesticide products that are registered for the same crop and application techniques.

A list of potential herbicide tank mixture partners is provided in the use direction section under each crop. This list is an example of products used but is not an all inclusive list. For current information on the best tank mixture partner in your area, consult with the local dealer, distributor or State Agricultural Extension service.

It is the pesticide user's responsibility to ensure that all products in the listed mixtures are registered for the intended use. Users must follow the most restrictive directions for use and precautionary statements of each product in the tank mixture. Read and follow the applicable restrictions and limitations and directions for use on all product labels involved in tank mixing.

If HERBIVORE HERBICIDE is to be tank mixed with other herbicides, conduct a compatibility test prior to mixing. Use a small container and mix all components in a small amount, usually 0.5 to 1qt. of spray. Combine all products in the same ratio and order of addition as in the proposed spray mixture. Observe the mixture for indication of incompatibility which usual occurs in 10 to 30 minutes after mixing. If incompatibility is observed, try changing the order of addition of the components. The guideline on tank mixture partners is driven by formulation type. Start with wettable powders (WP's) including water soluble bags (WSB's), water dispersible granules (WDG's), suspension concentrated (SC's) or flowable (F's), all with very good agitation. Next follow with water miscible concentrates and emulsifiable concentrates (EC's) before adding drift control additives, nonionic surfactants (NIS's) or crop oil concentrates (COC's). After vigorous agitation, there must be a homogeneous suspension. Let the final tank mixture stand and observe for any rapid settling or floating of components. If any indications of physical incompatibility develop, do not use this mixture for spraying.

APPLICATION RESTRICTIONS

- Do not use air assisted (air blast) sprayers to apply this product.
- Do not apply this product through any type of irrigation system.

- Do not apply when wind speed exceeds 15 mph.
- Do not apply more than 2 oz. of this product per acre per 12-month period (includes applications to the crop and to row middles/furrows) on crops except on fallow ground, field corn, sugar cane, tree nuts and turf.
- Do not apply more than 2½ oz. of this product (0.125 lb. halosulfuron-methyl) per acre per year on fallow ground, field corn, sugar cane and tree nuts.
- Do not apply more than 5½ oz. of this product (0.25 lbs. halosulfuron-methyl) per acre per year on turf.
- Do not allow this product to drift outside of targeted area.
- Do not apply tank mixtures if the crop is under heavy stress due to drought, water-saturated soils, poor fertility (especially low nitrogen levels), hail, frost, insects or when the maximum daytime temperature is above 92°F.
- Do not use this product if the target weeds or crop are under stress due to drought, water saturated soils, low fertility (especially low nitrogen levels) or other poor growing conditions.

APPLICATION PRECAUTIONS

- Avoid spraying when conditions favor rainfall or using overhead sprinkler irrigation within 4 hours of this application.
- Significant crop injury may occur when spray residue from broadcast application of this product over plastic mulch is concentrated in the plant hole by irrigation or rainfall. To minimize this potential injury, ensure that planting beds are crowned properly.
- Under cool and wet growing conditions that delay early seedling emergence, vigor or growth, this product may cause injury or crop failure. These conditions are likely to occur during the first planting of the season.
- Loss in effectiveness or crop injury may result if weeds are under drought, stress, disease or insect damage.
- The maturity of the treated crops may be delayed by use of this product.
- Soil or foliar-applied organophosphate insecticides applied on crops treated with this product, may increase the potential for crop injury and/or the severity of the crop injury.
- Increase in crop injury may result if the seeding depth is too shallow and excessive amounts of water (greater than 1 inch) from rainfall or sprinkler irrigation occurs.
- Use nozzles and pressures that minimize the production of fine particles that drift outside of the targeted area.
- Apply this product to labeled crops (including cultivars and/or hybrids of these). However, not all hybrids/varieties have been tested for sensitivity to this product. For untested varieties, treat a small amount of the field and determine potential sensitivity to its use. To the extent consistent with applicable law, the user assumes responsibility for such use and any plant injury that may occur.
- Applications of this product may cause temporary yellowing or stunting of the crop.
- Observe resistant management guidelines, especially on tolerant weeds.
- In California and Arizona due to environmental conditions that delay degradation of this product, extend the crop rotation intervals on drip irrigated crops.
- When this product is applied over the top of a blooming crop, bloom loss may occur under certain environmental conditions.

- If rainfall or irrigation occurs within 4 hours after application, reduce effectiveness may occur.
- Avoid disturbing (e.g. cultivation) treated areas for at least 7 days following application.

FOR BEST PERFORMANCE

Many factors such as application rate, weed species, weed pressure, conditions of weeds including size and climatic conditions impact the degree of weed control. Applications made to actively growing weeds at the early stages of development as described below will optimize performance. In post-emergent weed applications, early treatment is best to control the weeds vying (competing) with the crop. For residual control from early post-emergent treatments (in corn) a second application may be needed to control later germination of weeds.

HERBIVORE HERBICIDE is quick to act on targeted weeds by stunting growth allowing the crop to over take the development of the targeted weeds. Once the development of the targeted weeds is stunted, the leaves and growing point begin to discolor and die. Complete control typically occurs within 7 to 14 days depending on the weed size, species and growing conditions. Depending on the stage and development of the targeted weeds, control generally takes place in 7 to 14 days.

When using spray additives, carefully follow the listed use instructions.

- In pre-emergence applications:
 - If the targeted weeds are present prior to crop emergence, use a nonionic surfactant identified in the "Spray Additives" section of the label.
 - For optimum pre-emergent weed control, activate the soil moisture.
 - Pre-emergent weed control is improved by incorporating this product with irrigations ($\frac{1}{4}$ - $\frac{1}{2}$ inch maximum).
- In post-emergence applications:
 - Better control is obtained when applied early to actively growing, small (1-3 inches in height) broadleaf weeds. Large broadleaf weeds may not be adequately controlled.
 - Nutsedge plants are best controlled at the actively growing, 3 - 5 leaf stage.
 - After a post-emergence application, delay overhead sprinkler irrigation for 2 to 3 days.
 - If weeds are under drought, stress, disease, or insect damage, do not use.
- Under heavy weed infestation, use early before the weeds become too competitive with the crop.
- To control suppressed weeds, large weeds that exceed the size limitations, weeds that emerge after an application, or weed species not listed, cultivate the treated soil 7 - 10 days after a post-emergence application unless specified otherwise.
- Avoid disturbing (e.g. cultivation) treated areas for at least 7 days following application.
- Annual weeds may have multiple flushes of seedlings, or treated perennials may sometimes re-grow from underground stems or roots, depending upon rainfall and other environmental conditions. To maximize control of such weeds, apply a sequential application of this product.

PRE-EMERGENT WEED ACTIVITY TABLE
HERBIVORE HERBICIDE by Weed Species

| Common Name | Scientific Name | Control | Suppression | Comments |
|-----------------------|------------------------|----------------|--------------------|---|
| Amaranth, Spiny | Amaranth spinosus | YES | | Certain biotypes of this weed are known to be resistant to ALS herbicides. ¹ |
| Cocklebur, common | Xanthium strumarium | YES | | |
| Corn Spurry | Spergula arvensis | YES | | |
| Dayflower | Commelina erecta | YES | | |
| Eclipta | Eclipta prostrata | YES | | |
| Flatsedge, Rice | Cyperus iria | | YES | |
| Galinsoga | Galinsoga | YES | | |
| Goosefoot | | YES | | |
| Groundsel, common | Senecio vulgaris | YES | | |
| Horseweed / Marestail | Erigeron canadensis | YES | | |
| Jimsonweed | Datura stramonium | YES | | |
| Kochia | Kochia scoparia | YES | | Certain biotypes of this weed are known to be resistant to ALS herbicides. ¹ |
| Ladysthumb | Polygonum persicaria | YES | | |
| Lambsquarter, common | Chenopodium album | YES | | |
| Mustard, wild | Sinapis arvensis | YES | | |
| Nutsedge, Yellow | Cyperus esculentus | | YES | Use higher specified rates for suppression |
| Nutsedge, Purple | Cyperus rotundus | | YES | Use higher specified rates for suppression |

| | | | | |
|-------------------------|-------------------------------------|-----|-----|---|
| Pigweed, redroot | Amaranthus retroflexus | YES | | Certain biotypes of this weed are known to be resistant to ALS herbicides. ¹ |
| Pigweed, smooth | Amaranthus hybridus | YES | | Certain biotypes of this weed are known to be resistant to ALS herbicides. ¹ |
| Purslane | Portulaca oleracea | | YES | |
| Radish, wild | Raphanus raphanistrum | YES | | |
| Ragweed, common | Ambrosia artemisiifolia | YES | | Certain biotypes of this weed are known to be resistant to ALS herbicides. ¹ |
| Shepards-purse | capsella bursapastoris (L.) medicus | YES | | |
| Smartweed, Pennsylvania | Polygonum pennsylvanicum | YES | | |
| Sunflower | Helianthus annuus | YES | | |
| Velvetleaf | Abutilon theophrasti | YES | | |

¹ If ALS resistant weeds are present, use another mode of action herbicide registered on the crop against the target weeds alone or as a tank mixture partner.

It is the pesticide user's responsibility to ensure that all products in the listed mixtures are registered for the intended use. Users must follow the most restrictive directions for use and precautionary statements of each product in the tank mixture. Read and follow the applicable restrictions and limitations and directions for use on all product labels involved in tank mixing.

POST-EMERGENT WEED ACTIVITY TABLE
HERBIVORE HERBICIDE by Weed Species

| Common Name | Scientific Name | Control | Suppression | Comments |
|-----------------|-------------------|---------|-------------|---|
| Amaranth, Spiny | Amaranth spinosus | YES | | Certain biotypes of this weed are known to be resistant to ALS herbicides. ¹ |

| | | | | |
|--|-----------------------------|-----|-----|---------------------------|
| Barnyardgrass | Echinochloa crusgalli | YES | | |
| Bindweed | Calystegia sepium | YES | | |
| Burcucumber | Sicyas angulatus | YES | YES | |
| California Arrowhead | Sagittaria ontensis | YES | | 1-1½ ounce rate required. |
| Cocklebur, common | Xanthium strumarium | YES | | |
| Corn Spurry | Spergula arvensis | YES | | |
| Cupgrass, Woolly | Eriochloa villosa | YES | | |
| Dayflower | Commelina erecta | | YES | |
| Dogbane Hemp | Apocynum annabinum | | YES | |
| Eclipta | Eclipta prostrata | | YES | |
| Flatsedge, Rice | Cyperus iria | YES | | |
| Fleabane, Philadelphia | Erigeron philadelphicus | YES | | |
| Foxtail, giant, yellow, green, bristly | | YES | | |
| Galinsoga | Galinsoga | YES | | |
| Golden Crownbeard | Verbesina encliodes | YES | | |
| Goosefoot | | YES | | |
| Horsenettle | Solanum carolinense | YES | | |
| Horsetail | Equisetum | | YES | |
| Itchgrass | Rottboellia-cochinchinensis | YES | | |
| Jointvetch | Aeschynomene | YES | | |
| Johnsongrass rhizome, seedling | Sorghum halepense | YES | | |

| | | | | |
|-----------------------|-------------------------|-----|-----|---|
| Kochia | Kochia scoparia | | YES | Certain biotypes of this weed are known to be resistant to ALS herbicides. ¹ |
| Ladysthumb | Polygonum persicaria | YES | | |
| Mallow, Venice | Hibiscus trionum | YES | | |
| Milkweed, Common | Asclepias syriaca | | YES | |
| Milkweed, honeyvine | Ampelamus albidus | | YES | |
| Millet, Wild Proso | Panicum miliaceum | YES | | |
| Morningglory, Ivyleaf | Ipomoea hederacea | | YES | Use higher rates for suppression. |
| Morningglory, Tall | Ipomoea purpurea | | YES | Use higher rates for suppression. |
| Mustard, wild | Sinapis arevensis | YES | | |
| Nightshade, Black | Solanum americanum | YES | | |
| Nutsedge, Yellow | Cyperus esculentus | YES | | Heavy infestation requires sequential applications. |
| Nutsedge, Purple | Cyperus rotundus | YES | | Heavy infestation requires sequential applications. |
| Oats | | YES | | |
| Panicum, Fall | Panicum dichotomiflorum | YES | | |
| Panicum, Texas | Panicum texanum | YES | | |
| Passionflower, Maypop | Passiflora incarnata | YES | | |
| Pigweed, redroot | Amaranthus retroflexus | YES | | Certain biotypes of this weed are known to be resistant to ALS herbicides. ¹ |
| Pigweed, smooth | Amaranthus hybridus | YES | | Certain biotypes of this weed are known to be resistant to ALS herbicides. ¹ |

| | | | | |
|-------------------------|-------------------------------------|-----|-----|---|
| Pokeweed, common | Phytolacca | YES | | |
| Quackgrass | Elytrigia repense | YES | | |
| Radish, wild | Raphanus raphanistrum | YES | | |
| Ragweed, common | Ambrosia artemisiifolia | YES | | Certain biotypes of this weed are known to be resistant to ALS herbicides. ¹ |
| Ragweed, giant | Ambrosia trifida | YES | | Certain biotypes of this weed are known to be resistant to ALS herbicides. ¹ |
| Redstem | Ammania auriculata | YES | | 1-1½ ounce rate required. |
| Ricefield Bulrush | Scirpus mucronatus | YES | | Certain biotypes of this weed are known to be resistant to ALS herbicides. ¹ |
| Ryegrass, Italian | Lolium Multiflorum | YES | | |
| Sandbur | | YES | | |
| Sesbania, Hemp | Sesbania exaltata | YES | | |
| Shattercane | Sorghum bicolor | YES | | |
| Signalgrass, broadleaf | | YES | | |
| Shepardspurse | capsella bursapastoris (L.) medicus | | YES | |
| Sida, prickly | | YES | | |
| Smallflower | Umbrellaplant | YES | | 1-1½ ounce rate required. |
| Smartweed, Pennsylvania | Polyfomum Pensylvaniseum | YES | | |
| Sorghum Alnum | | YES | | |
| Thistle, Canada | Cirsium arvense | YES | | |

| | | | | |
|------------|----------------------|-----|--|--|
| Sunflower | Helianthus annuus | YES | | |
| Velvetleaf | Abutilon theophrasti | YES | | |

¹ If ALS resistant weeds are present, use another mode of action herbicide registered on the crop against the target weeds alone or as a tank mixture partner.

It is the pesticide user's responsibility to ensure that all products in the listed mixtures are registered for the intended use. Users must follow the most restrictive directions for use and precautionary statements of each product in the tank mixture. Read and follow the applicable restrictions and limitations and directions for use on all product labels involved in tank mixing.

HERBIVORE HERBICIDE Crop/Use Site Index

| | Page |
|------------------------------------|------|
| Artichoke | 20 |
| Corn: | |
| Field corn, | 24 |
| Field corn grown for seed, | 25 |
| Sweet corn and popcorn | 54 |
| Cotton | 20 |
| Dry Beans | 21 |
| Fallow ground | 23 |
| Grain sorghum (milo) | 34 |
| Millet, proso | 37 |
| Pasture rangeland, CRP grasses/hay | 38 |
| Pome fruit | 40 |
| Rice | 43 |
| Soybeans, soybean seed | 48 |
| Sugarcane | 51 |

The use rate for HERBIVORE HERBICIDE is expressed in terms of the oz. of this product by weight per acre as Rate Oz. /Acre.

The pre-harvest interval (PHI) is the required days between the last application of HERBIVORE HERBICIDE and the harvesting of the crop.

For the minimum acceptable intervals between the last application of HERBIVORE HERBICIDE and the planting of a rotational crops, see the Crop Rotation Guideline section of this label.

If HERBIVORE HERBICIDE is utilized with a tank mixture partner(s), refer to the specific partner label(s) and observe all the precautionary statements and use directions including pre-harvest intervals, crop rotation restrictions, mixing and application instructions. Observe the most restrictive of the labeling limitations, precautions, directions and restrictions of all products used in mixtures.

| CROP | RATE OZ/ACRE | PHI |
|--|--------------|-----|
| ARTICHOKE | 1 - 2 | 5 |
| RESTRICTIONS: Do not apply by air. Do not make more than 2 applications per 12 month period. Do not apply more than 2 oz. of this product (0.094 lbs. halosulfuron-methyl) per acre per 12 month period. Do not apply this product by rope-wick or wiper applicators. | | |
| For spray applications, cover the treatment area with sufficient water to provide uniform coverage and distribution of the spray mixture to the weeds or soil. For ground equipment, use a minimum of 15 gallons of water per acre. Directed Broadcast Application: Use Rate: 1 - 2 oz. Apply this product to the ground on either side of the row and winter ditches. Avoid contact of this product with the planted crop. Row Middle Applications: Use Rate: 1 - 2 oz. Apply this product between rows of perennial artichokes for the control of nutsedge and labeled broadleaf weeds. For optimum nutsedge control, use when plants are in the 3-5 leaf stage. Make application when oxalis is in full bloom. Avoid contact of this product with the planted crop. PRECAUTIONS: For best results in post-emergence applications, use a NIS spray additive. This product may not control ALS-resistant weeds. Use rates are broadcast per acre. Reduce rate and spray volume in proportion to area actually sprayed. If sprayed directly, this product may cause significant, temporary stunting and delay maturity of artichokes if sprayed directly. | | |

| CROP | RATE OZ/ACRE | PHI |
|---|--------------|-----|
| COTTON | ½ - 1½ | 28 |
| RESTRICTIONS: Do not apply more than 1½ oz. of this product (0.062 lbs. halosulfuron-methyl) per application. Do not apply more than 1½ oz. of this product (0.062 lbs. halosulfuron-methyl), per acre per year. Do not apply this product by rope-wick or wiper applicators. | | |

For post-emergent weed control in emerged cotton. Apply this product as a directed spray in hooded equipment. Make application anytime after cotton emergence until row closure prohibits the use of hooded spray equipment.

Use this product anytime after cotton emergence until row closure inhibits use of hooded spray equipment. The applicator is responsible for maintaining proper spray speed and equipment position so spray mist does not contact cotton plants.

| CROP | RATE OZ/ACRE | PHI |
|---|--------------|-----|
| DRY BEANS | ½ - 1 | 30 |
| RESTRICTIONS: Do not apply more than 1 oz. of this product (0.047 lb. halosulfuron-methyl) per application. Do not make more than 2 applications per year. Do not make more than 1 post-emergence application. In CA, only apply as post-emergence directed spray to Middle Row/Furrows. For Direct-Seeded Pre-emergences and Post-emergence applications, do not apply more than ¾ oz. of this product (0.031 lbs. halosulfuron-methyl) per application. Do not apply more than 2 oz. (0.094 lb. halosulfuron-methyl) per acre per 12-month period (includes applications to the crop and to Row Middle/Furrows). For Row Middle/Furrow applications, do not apply more than 1 oz. of this product (0.047 lbs. halosulfuron-methyl) per application. Do not apply this product by rope-wick or wiper applicators. | | |

For spray applications, cover the treatment area with sufficient water to provide uniform coverage and distribution of the spray mixture to the weeds or soil. For ground equipment, use a minimum of 15 gallons of water per acre.

Direct-Seeded Pre-emergence:

Use Rate: $\frac{1}{2}$ - $\frac{3}{4}$ oz.

Use this product after planting, but before cracking. For lighter textured soils with low organic matter, use the lower rate.

Direct-Seeded Post-emergence:

Use Rate: $\frac{1}{2}$ - $\frac{3}{4}$ oz.

Use this product when plants have 1-3 trifoliate leaves, but before flowering. For best results, apply to weeds less than 6 inches high. Use a nonionic surfactant (NIS).

Not all hybrids/varieties have been tested for sensitivity to this product. For untested varieties, a small amount of the field should be sprayed to determine potential sensitivity to its use. The user assumes responsibility for such use and any plant injury that may occur.

Row Middle/Furrow Applications:

Use Rate: $\frac{1}{2}$ - 1 oz.

Apply this product between rows of crop for the control of nutsedge and labeled broadleaf weeds. Avoid contact of this product with the planted crop. If plastic is used on the planted row, adjust equipment to keep the application off the plastic. Adjust the rate and spray volume proportionally to the actual treated area.

Tank Mixture Partner

A tank mixture of HERBIVORE HERBICIDE partnered with Eptam® 7-E, EPA Reg. No. 10163-283 (EPTC) will provide a broader spectrum of weed control than either product used separately.

For post-emergence grass control, use partners including but not limited to Targa®, EPA Reg. No. 33906-9 (quizalofop-P-ethyl) or other graminicides.

It is the pesticide user's responsibility to ensure that all products in the listed mixtures are registered for the intended use. Users must follow the most restrictive directions for use and precautionary statements of each product in the tank mixture. Read and follow the applicable restrictions and limitations and directions for use on all product labels involved in tank mixing.

Use HERBIVORE HERBICIDE at a rate of $\frac{1}{2}$ - $\frac{3}{4}$ oz. with labeled rate of Eptam® 7-E, EPA Reg. No. 10163-283 (EPTC) and incorporate into the soil at a depth of approximately 2 inches before planting. If any crust appears on the soil, break it up by lightly rotary hoeing during or shortly after the emergence of the beans.

For lighter textured soils with low organic matter, use the lower rate.

| CROP | RATE OZ/ACRE | PHI |
|---|--------------------------------|-----|
| FALLOW GROUND | $\frac{3}{4}$ - $1\frac{1}{2}$ | |
| RESTRICTIONS: Do not apply more than $1\frac{1}{2}$ oz. of this product (0.062 lbs. halosulfuron-methyl) per application. Do not make more than 2 applications per year. Do not apply more than $2\frac{3}{4}$ oz. of this product (0.125 lb. halosulfuron-methyl) per acre per year. Do not apply this product by rope-wick or wiper applicators. | | |
| Apply this product as a broadcast spray to fallow ground. For spray applications, cover the treatment area with sufficient water to provide uniform coverage and distribution of the spray mixture to the weeds or soil. | | |

| CROP | RATE OZ/ACRE | PHI |
|---|--------------------------------|-----|
| FIELD CORN AND FIELD CORN GROWN FOR SEED | $\frac{3}{4}$ - $1\frac{1}{2}$ | 30 |
| RESTRICTIONS: Do not apply more than $1\frac{1}{2}$ oz. of this product (0.062 lbs. halosulfuron-methyl) per application. Do not make more than 2 applications per crop year. Do not apply more than $2\frac{3}{4}$ oz. of this product (0.125 lb. halosulfuron-methyl) per acre per year. After application to foliage, allow 30 days before grazing domestic livestock, harvesting forage, or harvesting silage. Do not apply this product by rope-wick or wiper applicators. | | |

If used alone, apply a broadcast spray over-the-top or with drop nozzles from the spike through lay-by stage of field corn.
For large corn or dense competing canopy, use drop nozzles.
Avoid spraying an excessive amount directly over the rows and into the whorl of the corn stalk.

CORN WEED HEIGHT ACTIVITY TABLE

| Weed Activity | Control | | Suppression | |
|---|----------------|------------------|-------------|------------|
| | % oz. | 1 - 1½ oz. | % oz. | 1 - 1½ oz. |
| Weed Height | Inches | Inches | Inches | Inches |
| Burcucumber | | | 1 - 3 | 4 - 12 |
| Cocklebur, common | 1 - 9 | 9 - 14 | | |
| Fleabane, Philadelphia | 1 - 3 | | | |
| Kochia ¹ | 1 - 3 | | | 3 - 6 |
| Lambsquarter, common | | | 1 - 2 | |
| Mallow, Venice | 1 - 3 | 4 - 12 | | |
| Milkweed, common | | | 3 - 5 | 6 - 12 |
| Milkweed honeyvine | | 1 - 6 | 1 - 3 | |
| Morningglory | | | | 1 - 3 |
| Mustard, wild | | 4 - 6 | | |
| Nutsedge: yellow ² purple | 3 - 6 3 - 6 | 3 - 12 3 - 12 | | |
| Passionflower, maypop | 1 - 3 | | | |

CORN WEED HEIGHT ACTIVITY TABLE

| Weed Activity | Control | | Suppression | |
|------------------------------------|---------|---------------------|-------------|------------|
| | % oz. | 1 - 1½ oz. | % oz. | 1 - 1½ oz. |
| Weed Height | Inches | Inches | Inches | Inches |
| Pigweed, redroot ^{1,3} | 1 - 3 | 4 - 6 | | |
| Pokeweed, common | 1 - 6 | | | |
| Radish, wild | | 4 - 6 | | |
| Ragweed: common ¹ | 1 - 9 | 9 - 12 | | |
| Giant ¹ | 1 - 3 | 4 - 6 | | |
| Smartweed, Pennsylvania | 1 - 2 | | | |
| Sunflower, common | 1 - 12 | 12 - 15 | | |
| Velvetleaf | 1 - 9 | 9 - 12 ¹ | | |

¹ See Pre-emergent and Post-emergent Weed Activity Tables

² Heavy infestations of nutsedge require sequential applications. To prevent nutsedge from competing with the crop an earlier application is required.

³ For large velvetleaf and pigweed control apply with liquid nitrogen fertilizer (2 to 4 quarts per acre) plus crop oil concentrate or nonionic surfactant is suggested.

FIELD CORN AND FIELD CORN GROWN FOR SEED

TANK MIXTURE PARTNERS

It is the pesticide user's responsibility to ensure that all products in the listed mixtures are registered for the intended use.

Users must follow the most restrictive directions for use and precautionary statements of each product in the tank mixture.

Read and follow the applicable restrictions and limitations and directions for use on all product labels involved in tank mixing.

| | |
|---|---|
| 2,4-D | See tank mixture partner label for its rates. NIS Apply broadcast spray on corn up to 8 inches tall. If corn exceeds 8 inches, use directed spray with drop nozzles. Broadleaf weeds. Avoid sprays onto corn leaves just after unfolding, as injury may occur. Apply during the period from corn emergence through the 5 leaf stage or 8 inches tall, whichever comes first. |
| Accent® Herbicide EPA Reg. No. 352-560 (nicosulfuron) | See tank mixture partner label for its rates. COC or NIS or ammonium nitrogen fertilizer (e.g. 28%). Apply broadcast spray or with drop nozzles on emerged corn up to 24 inches tall. (free standing) For corn 24 to 36 inches tall, use directed spray with drop nozzles. Annual broadleaf weeds and annual grasses. Avoid sprays directly into the whorls of large cornstalks. Refer to Accent® label for use restrictions on corn varieties. |
| Accent Gold® Herbicide EPA Reg. No. 352-612 (clopyralid, flumetsulam, nicosulfuron, rimsulfuron) | See tank mixture partner label for its rates. COC or ammonium nitrogen fertilizer (e.g. 28%). Apply broadcast spray on corn up to 12 inches tall. Annual broadleaf weeds and annual grasses. Do not apply to seed corn. |

FIELD CORN AND FIELD CORN GROWN FOR SEED

| | |
|---|---|
| atrazine (various formulations) | <p>See tank mixture partner label for its rates. COC</p> <p>Apply broadcast spray on corn up to 12 inches tall. Apply when broadleaf weeds are small (3 inches or less). Post-emergence control of labeled broadleaf weeds. Aids in the burndown and control of many grass weeds (1.5 inches or less) which have escaped pre-emergence herbicide treatments. Atrazine mixtures may result in reduced control (antagonism) of larger broadleaf weeds. Smaller weeds are easier to control.</p> |
| dicamba or Clarity® Herbicide, EPA Reg. No. 7969-137 (dicamba, diglycolamine salt) | <p>See tank mixture partner label for its rates. NIS</p> <p>Apply broadcast spray on corn from emergence up to 36 inches tall. Use lower dicamba rates or directed sprays on corn taller than 8 inches. Broadleaf weeds.</p> <p>Avoid direct sprays into the whorls of large cornstalks. Do not make applications after corn exceeds 36 inches or 15 days before tassel emergence, whichever comes first. COC may cause crop injury, especially with higher dicamba or Clarity® rates.</p> |
| Beacon® Herbicide EPA Reg. No. 352-560 (nicosulfuron) | <p>See tank mixture partner label for its rates. COC or NIS or ammonium nitrogen fertilizer (e.g. 28%).</p> <p>Apply broadcast spray or with drop nozzles on corn from 4 - 20 inches tall. For corn 20 - 36 inches tall to pre-tassel, use drop nozzles. Broader spectrum. Avoid spraying directly into whorls of larger corn. See your dealer or seed supplier representative for a list of susceptible hybrids.</p> |
| Buctril® Herbicide EPA Reg. No. 264-437 (bromoxynil octanoate) | <p>See tank mixture partner label for its rates. NIS</p> <p>Apply broadcast spray on corn up to tassel emergence. For post-emergence control of annual broadleaf weeds. Leaf burn may occur. Use of COC or ammonium nitrogen fertilizer (e.g. 28%) may cause additional leaf burn.</p> |

FIELD CORN AND FIELD CORN GROWN FOR SEED

| | |
|--|---|
| Buctril® Herbicide EPA Reg. No. 264-437 (bromoxynil octanoate) plus atrazine | See tank mixture partner label for its rates. NIS Apply broadcast spray on corn up to 12 inches tall. For post-emergence control of annual broadleaf weeds. Leaf burn may occur. Use of COC or ammonium nitrogen fertilizer (e.g. 28%) may cause additional leaf burn. |
| Callisto® Herbicide EPA Reg. No. 100-1131 (mesotrione) | See tank mixture partner label for its rates. COC or ammonium nitrogen fertilizer (e.g. 28%). Apply broadcast spray or with drop nozzles on seed or field corn up to 30 inches tall or 8 leaf collars, whichever is more restrictive. Broader spectrum. |
| Distinct® Herbicide EPA Reg. No. 7969-150 (dicamba, sodium salt, diflufenzopyr- sodium) | See tank mixture partner label for its rates. NIS Apply broadcast spray or with drop nozzles on corn 4 - 36 inches tall, e.g. V ₂ to V ₁₀ stage or 15 days prior to tassel emergence, whichever comes first. For corn taller than 20 inches, use drop nozzles. Broader spectrum. Avoid sprays directly into the whorls of large cornstalks. Do not use COC. |

FIELD CORN AND FIELD CORN GROWN FOR SEED

| | |
|---|--|
| Glyphosate (various formulations) | <p>See tank mixture partner label for its rates. NIS or spray grade ammonium sulfate at 17 lb. /100 gal. Apply broadcast spray or with drop nozzles on Glyphosate Tolerant (GT) field corn up to 30 inches tall or 8 leaf collars, whichever is more restrictive. For GT field corn between 24 - 36 inches, use drop nozzles. For corn taller than 20 inches, use drop nozzles. For burndown of emerged annual grasses, broadleaf weeds and nutsedge. Check product formulation label for specific restrictions. For use ONLY on corn hybrids tolerant to glyphosate herbicide.</p> |
| Glyphosate (various formulations) | <p>Use HERBIVORE HERBICIDE at ¾ oz. For glyphosate, see product formulation label. NIS Apply broadcast spray. For pre-plant burndown of emerged annual grasses, broadleaf weeds and nutsedge. To improve burndown of broadleaf weed control use dicamba or 2,4-D. Use only on Pioneer IR corn hybrids.</p> |
| Impact® Herbicide EPA Reg. No. 5481-524 (topramezone) | <p>See tank mixture partner label for its rates. NIS (preferred) or COC or ammonium nitrogen fertilizer (e.g. 28%). Apply broadcast spray or with drop nozzles on seed or field corn up to 36 inches tall. For a density canopy, drop nozzles are preferred. Broader spectrum.</p> |
| Liberty® 280SL Herbicide EPA Reg. No. 7969-829 (glufosinate) | <p>See tank mixture partner label for its rates. Spray grade ammonium sulfate (17lb./100 gallons of spray mix). Apply broadcast spray or with drop nozzles on field corn up to 24 inches tall or 7 leaf collars which ever is the more restrictive. For field corn taller than 24 inches up to 36 inches tall, use drop nozzles. Broadleaf weeds and annual grasses. Do not add NIS or COC. For use ONLY on corn hybrids tolerant to Liberty® Herbicide.</p> |

FIELD CORN AND FIELD CORN GROWN FOR SEED

| | |
|--|--|
| Marksman® Herbicide EPA Reg. No. 7969-136 (dicamba, potassium salt, atrazine) | See tank mixture partner label for its rates. NIS Apply broadcast spray on corn up to 8 inches tall. Broader spectrum. COC may cause crop injury. |
| Option® Corn Herbicide EPA Reg. No. 352-560 (nicosulfuron) | See tank mixture partner label for its rates. COC or ammonium nitrogen fertilizer (e.g. 28%) or spray grade ammonium sulfate (17 lb. /100 gal.). Apply broadcast spray or with drop nozzles on field corn 4 - 16 inches tall e.g. V_2 to V_6 . For field corn taller than 16 up to 36 inches e.g. V_6 to V_{10} , use drop nozzles. Broader spectrum. Do not apply Option® to seed corn. Avoid spraying directly into the whorls of large cornstalks. |
| Status® Herbicide EPA Reg. No. 7969-242 (nicosulfuron, rimsulfuron) | See tank mixture partner label for its rates. NIS Apply broadcast spray or with drop nozzles on corn up to 20 inches tall. For corn taller than 20 inches use drop nozzles. Broader spectrum. Do not use COC. |
| Steadfast® Herbicide EPA Reg. No. 352-608 (nicosulfuron, rimsulfuron) | See tank mixture partner label for its rates. COC (preferred) or NIS or ammonium nitrogen fertilizer (e.g. 28%) or spray grade ammonium sulfate (17 lb. /100 gal.). Apply broadcast spray or with drop nozzles on field corn up to 20 inches tall or 6 leaf collars which ever is more restrictive. Broader spectrum. Avoid spraying directly into the whorls of large cornstalks. Do not apply to seed corn. |

FIELD CORN AND FIELD CORN GROWN FOR SEED

| | |
|--|---|
| Soil Residual Tank Mix Partners | <p>Use HERBIVORE HERBICIDE at $\frac{3}{8}$ oz. See tank mixture partner label for its rates. Micro-Tech®, EPA Reg. No. 524-344 (alachlor) or Bullet®, EPA Reg. No. 524-418 (alachlor, atrazine) or Harness® Xtra, EPA Reg. No. 524-480 (acetochlor, atrazine) or Harness® Xtra 5.6L, EPA Reg. No. 524-485 (acetochlor, atrazine) or Degree Xtra®, EPA Reg. No. 524-511 (alachlor, atrazine). NIS (1 qt./100 gallons of spray) and 28% nitrogen fertilizer (4 gal/100 gallons of spray). Apply as broadcast spray in 15 - 30 gallons of spray/acre to emerged grasses at the 2 leaf stage or less and on corn less than 11 inches tall (5 inches tall for Micro-Tech® and Bullet®). For early post-emergence control of additional small broadleaf, nutsedge and emerged grasses and pre-emergence control or reduced competition of annual broadleaf weeds and grasses as listed on the partner product label. To control emerged lambsquarter less than 4 inches tall, use dicamba or Clarity® Herbicide, EPA Reg. No. 7969-137 [dicamba, diglycolamine salt]</p> |
| Soil Residual Tank Mix Partners | <p>Use HERBIVORE HERBICIDE at $\frac{3}{8}$ oz. and Accent®, EPA Reg. No. 352-560 (nicosulfuron). See tank mixture partner label for its rates. Micro-Tech®, EPA Reg. No. 524-344 (alachlor) or Bullet®, EPA Reg. No. 524-418 (alachlor, atrazine) or Harness® Xtra, EPA Reg. No. 524-480 (acetochlor, atrazine) or Harness® Xtra 5.6L, EPA Reg. No. 524-485 (acetochlor, atrazine) or Degree Xtra® EPA Reg. No. 524-511 (alachlor, atrazine). NIS (1 qt./100 gallons of spray) and 28% nitrogen fertilizer (4 gal/100 gallons of spray). Apply as broadcast spray in 15 - 30 gallons of spray/acre to emerged grasses at the 2 leaf stage or less, foxtail less than 2 inches tall and on corn less than 11 inches tall (5 inches tall for Micro-Tech® and Bullet®). For early post-emergence control of additional small broadleaf and emerged grasses, including foxtail and pre-emergence control or reduced competition of annual broadleaf weeds and grasses as listed on the partner product label. To control emerged lambsquarter less than 4 inches tall, use dicamba or Clarity® EPA Reg. No. 7969-137 [dicamba, diglycolamine salt].</p> |

FIELD CORN AND FIELD CORN GROWN FOR SEED

**Soil Residual
Tank Mix Partners**

Use HERBIVORE HERBICIDE plus Accent®, EPA Reg. No. 352-560 (nicosulfuron), Beacon®, EPA Reg. No. 352-560 (nicosulfuron) Option®, EPA Reg. No. 352-560 (nicosulfuron) or Steadfast®, EPA Reg. No. 352-608 (nicosulfuron, rimsulfuron).

See tank mixture partner label for its rates.

Alachlor, acetochlor, metolachlor and dimethenamid.

NIS (1 qt./100 gallons of spray) and 28% nitrogen fertilizer (4 gal/100 gallons of spray).

Apply as broadcast spray in 15 - 30 gallons of spray/acre to emerged foxtails and other grasses.

For early post-emergence and residual control of emerged foxtails and other grass weeds in seed and field corn.

Provides residual control or reduced competition of annual grasses and certain broadleaf weeds as listed on the specific herbicide labels.

Follow all directions and restrictions on maximum corn height for post applications on this label and the tank mix partner's label. Use the more restrictive guidelines.

FIELD CORN AND FIELD CORN GROWN FOR SEED

| | |
|--------------------------------------|--|
| Pioneer IR Field Corn Hybrids | Use HERBIVORE HERBICIDE at 1½ - 2 oz. Apply broadcast spray to soil. For residual control of velvetleaf, common cocklebur, common lambsquarters, common ragweed, pigweed, smartweed, sunflower and other difficult to control weeds. Use only on Pioneer IR corn hybrids. |
| Pre-plant, Pre-emergent. | Use HERBIVORE HERBICIDE plus Accent®, EPA Reg. No. 352-560 (nicosulfuron), Beacon®, EPA Reg. No. 352-560 (nicosulfuron), Option®, EPA Reg. No. 352-560 (nicosulfuron) or Steadfast®, EPA Reg. No. 352-608 (nicosulfuron). See tank mixture partner label for its rates. Such as Micro-Tech®, EPA Reg. No. 524-344 (alachlor), Bullet®, EPA Reg. No. 524-418 (alachlor, atrazine), Harness®, EPA Reg. No. 524-423 (acetochlor), Harness® Xtra, EPA Reg. No. 524-480 (acetochlor, atrazine), Harness® Xtra 5.6L, EPA Reg. No. 524-485 (acetochlor, atrazine), Degree Xtra® EPA Reg. No. 524-511 (alachlor, atrazine), Lasso®, EPA Reg. No. 524-314 (alachlor), alachlor, acetochlor, metolachlor and dimethenamid. NIS (1 qt./100 gallons of spray) and 28% nitrogen fertilizer (4 gal/100 gallons of spray). Apply as broadcast spray in 15 - 30 gallons of spray/acre. Apply as an early pre-plant surface-applied, pre-plant incorporated or pre-emergence treatment. For effective broadleaf control in tank partner combinations with pre-emergence grass herbicides across all tillage systems. Follow all directions and restrictions on this label and the tank mix partner's label. Use the more restrictive guidelines. |

| CROP | RATE OZ/ACRE | PHI | |
|--|--------------|--------|-------------|
| GRAIN SORGHUM (MILO) | ¾ - 1 | 30 | |
| RESTRICTIONS: Do not apply more than 1 oz. of this product (0.047 lbs. halosulfuron-methyl) per application. Do not make more than 1 application per year. Do not apply more than 1 oz. of this product (0.047 lb. halosulfuron-methyl) per acre per year. Following application to foliage, allow 30 days before grazing domestic livestock, harvesting forage, or harvesting silage. Do not apply this product by rope-wick or wiper applicators. | | | |
| If used alone, apply at the 2-leaf through lay-by stage of grain sorghum (before the grain head emerges). If grain sorghum is under stress, temporary stature reduction occurs to the crop following application of this product. After application this effect will be evident in 7 - 10 days but under normally growing conditions will quickly recover. | | | |
| SORGHUM WEED HEIGHT ACTIVITY TABLE | | | |
| Weed Activity | Control | | Suppression |
| Rate of Product | ¾ oz. | 1 oz. | ¾ oz. |
| Weed Height | Inches | Inches | Inches |
| Burcucumber | | | 1 - 3 |
| Cocklebur, common | 1 - 9 | | |
| Fleabane, Philadelphia | 1 - 3 | | |
| Kochia ¹ | 1 - 3 | | |
| Lambsquarter, common | | | 1 - 2 |
| Mallow, Venice | 1 - 3 | | |
| Milkweed, common | | | 3 - 5 |
| Milkweed, honeyvine | | | 1 - 3 |
| Nutsedge: yellow ² | 3 - 6 | 3 - 12 | |
| purple | 3 - 6 | 3 - 12 | |
| Passionflower, maypop | 1 - 3 | | |
| Pigweed, redroot | 1 - 3 | | |

| Weed Activity | Control | | Suppression |
|----------------------------|---------|--|-------------|
| Pokeweed, common | 1 - 6 | | |
| Ragweed: common | 1 - 9 | | |
| Giant | 1 - 3 | | |
| Smartweed, Pennsylvania | 1 - 2 | | |
| Sunflower, common | 1 - 12 | | |
| Velvetleaf | 1 - 9 | | |

¹ See Pre-emergent and Post-emergent Weed Activity Tables.

² Heavy infestations of nutsedge require sequential applications. To prevent nutsedge from competing with the crop an earlier application is required.

GRAIN SORGHUM (MILO)

TANK MIXTURE PARTNERS

It is the pesticide user's responsibility to ensure that all products in the listed mixtures are registered for the intended use.

Users must follow the most restrictive directions for use and precautionary statements of each product in the tank mixture.

Read and follow the applicable restrictions and limitations and directions for use on all product labels involved in tank mixing.

2,4-D

See tank mixture partner label for its rates.

NIS

Apply broadcast spray on sorghum 6 to 15 inches tall.

If sorghum exceeds 8 inches, use directed spray with drop nozzles and avoid spray on foliage.

Broadleaf weeds.

Do not treat during the boot, flower or dough stage.

Do not make applications when sorghum exceeds 15 inches.

GRAIN SORGHUM (MILO)

| | |
|--|---|
| atrazine (various liquid formulations) | See tank mixture partner label for its rates. COC Apply broadcast spray on sorghum up to 12 inches tall. Apply when broadleaf weeds are small (3 inches or less). Post-emergence control of labeled broadleaf weeds. Aids in the burndown and control of many grass weeds (1.5 inches or less) which have escaped pre-emergence herbicide treatments. Atrazine mixtures may result in reduced control (antagonism) of larger broadleaf weeds. Smaller weeds are easier to control. |
| Buctril® Herbicide EPA Reg. No. 264-437 (bromoxynil octanoate) | See tank mixture partner label for its rates. NIS Apply broadcast spray on sorghum. For post-emergence control of annual broadleaf weeds. |
| Buctril® Herbicide EPA Reg. No. 264-437 (bromoxynil octanoate) plus atrazine (various formulations) | See tank mixture partner label for its rates. NIS Apply broadcast spray on sorghum. For post-emergence control of annual broadleaf weeds. |

| CROP | RATE OZ/ACRE | PHI | |
|--|-------------------------------------|-----------------------------|-------------------------------|
| MILLET, PROSO | ½ - ¾ | See Text | |
| RESTRICTIONS: Do not make more than 1 application per 12 month period. Do not apply more than ½ oz. of this product (0.031 lbs. halosulfuron-methyl) per acre per 12 month period. Do not apply this product by rope-wick or wiper applicators. Do not apply within 0 days of harvest for millet forage. Do not apply within 50 days of harvest for millet grain and straw. Do not apply within 37 days of harvest for millet hay. | | | |
| Post-emergence Broadcast Application Use Rate: ½ - ¾ oz. Apply from the 2 leaf through layby stage (before grain head emergence). If the proso millet is under stress, temporary stature reduction may occur to the crop following application of this product. This effect will be most evident 7 to 10 days after application. The crop will quickly recover under normal growing conditions. Made applications after weed emergence and to actively growing weeds. | | | |
| Tank Mixture Partners It is the pesticide user's responsibility to ensure that all products in the listed mixtures are registered for the intended use. Users must follow the most restrictive directions and precautionary language of the products in the mixture. Read and follow the applicable restrictions and limitations and directions for use on all product labels involved in tank mixing. For broader spectrum broadleaf weed control, use partners including but not limited to 2,4-D and dicamba. Insecticide partners and fungicide products labeled for uses on millet, proso may be used with this product. Listed day intervals following an application of this product are: | | | |
| Crop | Lactating and Non-lactating Animals | | |
| | Pre- Grazing Interval (PGI) | Pre- Harvest Interval (PHI) | Pre- Slaughter Interval (PSI) |
| millet forage | 0 | 0 | 0 |
| millet grain | N/A | 50 | 0 |
| millet straw | N/A | 50 | 0 |
| millet hay | N/A | 37 | 0 |

| CROP | RATE OZ/ACRE | PHI |
|--|---------------------------------|-----|
| PASTURE, RANGELAND, CRP AND FORAGE GRASSES/HAY Crop Group 17 | $\frac{3}{4}$ - 1 $\frac{1}{2}$ | 37 |
| RESTRICTIONS: Do not make more than 2 applications per 12 month period. Do not apply more than 1 $\frac{1}{2}$ oz. of this product (0.062 lbs. halosulfuron-methyl) per acre per 12 month period. Do not apply this product by rope-wick or wiper applicators. | | |
| For broadcast spray applications, cover the treatment area with sufficient water to provide uniform coverage and distribution of the spray mixture to the weeds or soil. For ground equipment, use a minimum of 10 gallons of water per acre. Post-emergence Broadcast Applications to Established Fields Use Rate: $\frac{3}{4}$ - 1 $\frac{1}{2}$ oz. Make application as soon as possible after removal of hay or before weeds exceed label height restriction. Delay irrigation for at least 48 hours after application. Post-emergence Spot Treatment to Established Fields Use Rate: $\frac{3}{4}$ - $\frac{1}{2}$ oz. Use at rates equivalent to broadcast field rates and not exceeding the maximum application rate of $\frac{3}{4}$ oz./acre. Use with sufficient water to provide uniform coverage and distribution of the spray mixture to the weeds or soil. Post-emergence Broadcast followed by Post-emergence Spot Treat Use Rate: $\frac{3}{4}$ - $\frac{1}{2}$ oz. To maximize control of nutsedge, it may be necessary to use a second post-emergence spot application to those areas where the nutsedge has emerged or re- grown. In this case, use a spot treatment method treating only those areas of emerged nutsedge. Use at rates equivalent to broadcast field rates and not exceeding the maximum application rate of $\frac{3}{4}$ oz./acre. Apply with sufficient water to provide uniform coverage and distribution of the spray mixture to the weeds. Tank Mixture Partners It is the pesticide user's responsibility to ensure that all products in the listed mixtures are registered for the intended use. Users must follow the most restrictive directions and precautionary language of the products in the mixture. Read and follow the applicable restrictions and limitations and directions for use on all product labels involved in tank mixing. For broader spectrum broadleaf weed control, use partners including but not limited to 2,4-D, dicamba and, Crazon® P+D, EPA Reg. No. 62719-182 (picloram, potassium salt). Insecticide partners, including Confirm®, 2F EPA Reg. No. 8033-111 (tebufenozide) and fungicide products labeled for uses on Pasture, Rangeland, CRP and Forage Grasses/Hay section may be used with this product. | | |

PASTURE, RANGELAND, CRP AND FORAGE GRASSES/HAY Crop Group 17

Listed day intervals following an application of this product are:

| Crop | Lactating and Non-lactating Animals | | |
|--|-------------------------------------|-----------------------------|-------------------------------|
| | Pre- Grazing Interval (PGI) | Pre- Harvest Interval (PHI) | Pre- Slaughter Interval (PSI) |
| Pasture, Rangeland, CRP and Forage Grasses/Hay | 0 | 37 | 0 |

| CROP | RATE OZ/ACRE | PHI |
|---|--------------|-----|
| POME FRUIT (East of the Rockies) (Apple; azarole; crabapple; loquat; mayhaw; medlar; pear; pear, Asian; quince; quince, Chinese; quince, Japanese; tejocote; cultivars, varieties, and/ or hybrids of these.) Crop Group 11-10 | ½ - 1 | 14 |

RESTRICTIONS:

Do not use this product if orchard temperatures are greater than 85° F at time of application.

Do not make applications sooner than 45 days apart.

Do not overlap spray swath to increase the application rate into the treated area.

Do not use on trees in established orchards that are less than 1 year old or to plants under stress.

Do not apply to nursery stock.

Do not apply to areas where water is known to pond for periods of time following rainfall.

Do not contact foliage with this product. Uptake via contacted foliage will result in plant injury.

Do not make more than 2 applications per 12 month period.

Do not apply more than 2 oz. of this product (0.094 lbs. halosulfuron-methyl) per acre per 12 month period.

Do not apply this product by rope-wick or wiper applicators.

POME FRUIT (East of the Rockies) (Apple; azarole; crabapple; loquat; mayhaw; medlar; pear; pear, Asian; quince; quince, Chinese; quince, Japanese; tejocote; cultivars, varieties, and/or hybrids of these.)
Crop Group 11-10

For spray applications, cover the treatment area with sufficient water to provide uniform coverage and distribution of the spray mixture to the weeds or soil. For ground equipment, use a minimum of 15 gallons of water per acre.

Pre-emergence and Post-emergence Directed Applications for listed broadleaf and annual grass weeds.

Use Rate: $\frac{1}{2}$ - 1 oz.

Use this product as a single spray or sequential directed spray to orchard floor on either side of row.

If small weeds are present, tank mix with a post-emergence broad-spectrum type herbicide to maximize and enhance the spectrum of broadleaf and grass control.

If ground cover prevents contact with the soil, reduced or no residual herbicidal activity will result.

Post-emergence directed application for control of nutsedge.

Use Rate: $\frac{1}{2}$ - 1 oz.

Use this product as a single directed spray application when nutsedge is fully emerged or as two sequential directed spray applications. Make the first directed spray application to the initial nutsedge flush when it has reached the 3-5 leaf stage. If a second treatment is needed, it may be applied later in the season directed to secondary nutsedge emergence. For best results, use a minimum rate of $\frac{3}{4}$ oz. and when the nutsedge plants are in the 3-5 leaf stage.

PRECAUTIONS:

For best results in post-emergence applications, use a NIS spray additive.

Contact of this product with the tree foliage or fruit by spray or drift may result in significant injury.

Use of a shielded boom is recommended.

This product may not control ALS-resistant weeds.

| CROP | RATE OZ/ACRE | PHI |
|--|-------------------|-----|
| POME FRUIT (West of the Rockies) (Apple; azarole; crabapple; loquat; mayhaw; medlar; pear; pear, Asian; quince; quince, Chinese; quince, Japanese; tejocote; cultivars, varieties, and/or hybrids of these.) Crop Group 11-10 | $\frac{3}{4}$ - 2 | 14 |
| RESTRICTIONS: Do not use this product if orchard temperatures are greater than 85° F at time of application. Do not make applications sooner than 45 days apart. Do not overlap spray swath to increase the application rate into the treated area. Do not use on trees in established orchards that are less than 1 year old or to plants under stress. Do not apply to nursery stock. Do not apply to areas where water is known to pond for periods of time following rainfall. Do not contact foliage with this product. Uptake via contacted foliage will result in plant injury. Do not make more than 2 applications per 12 month period. Do not apply more than 2 oz. of this product (0.094 lbs. halosulfuron-methyl) per acre per 12 month period. Do not apply this product by rope-wick or wiper applicators. | | |

POME FRUIT (West of the Rockies) (Apple; azarole; crabapple; loquat; mayhaw; medlar; pear; pear, Asian; quince; quince, Chinese; quince, Japanese; tejocote; cultivars, varieties, and/or hybrids of these.) Crop Group 11-10

For spray applications, cover the treatment area with sufficient water to provide uniform coverage and distribution of the spray mixture to the weeds or soil. For ground equipment, use a minimum of 15 gallons of water per acre.

Pre-emergence and Post-emergence Directed Applications for listed broadleaf and annual grass weeds.

Use Rate: $\frac{3}{4}$ - 2 oz.

Use this product as a single spray or sequential directed spray to orchard floor on either side of row.

If small weeds are present, tank mix with a post-emergence broad-spectrum type herbicide to maximize and enhance the spectrum of broadleaf and grass control.

If ground cover prevents contact with the soil, reduced or no residual herbicidal activity will result.

Post-emergence broadcast application for control of nutsedge.

Use Rate: $\frac{3}{4}$ - 2 oz.

Use this product as a single broadcast spray application to orchard floor on either side of row when nutsedge is fully emerged (early to midsummer) or as two sequential broadcast spray applications. Make the first broadcast spray application to the initial nutsedge flush when it has reached the 3-5 leaf stage. If a second treatment is needed, it may be applied later in the season to secondary nutsedge emergence.

For best results, make applications when nutsedge is less than 12 inches in height.

PRECAUTIONS:

For best results in post-emergence applications, use a NIS or penetrating spray additive.

Contact of this product with the tree foliage or fruit by spray or drift, may result in significant injury.

This product may not control ALS-resistant weeds.

| CROP | RATE OZ/ACRE | PHI | | |
|--|--------------|------------|-------------|------------|
| RICE | ¾ - 1½ | 48* | | |
| RESTRICTIONS: Do not apply more than 1½ oz. of this product (0.062 lbs. halosulfuron-methyl) per application. Do not make more than 3 applications (including pre-plant and at-planting applications) per year. Do not apply more than 1½ oz. of this product (0.062 lb. halosulfuron-methyl) per acre per use year. After application to foliage, allow 30 days before grazing domestic livestock, harvesting forage, or harvesting silage. * Do not apply within 69 days of harvest in California. For Direct Dry Applications by air: Do not apply to dry rice fields. Apply aerial applications at a maximum of no greater than ½ the wing span. Do not use a swath width greater than 120 feet. Do not mix this product with any other additives except as directed by this label. Do not apply within 360 feet of sensitive crops. Do not apply when wind speed is less than 3 mph or exceeds 15 mph. Do not apply this product by rope-wick or wiper applicators. | | | | |
| RICE WEED HEIGHT ACTIVITY TABLE | | | | |
| Weed Activity | Control | | Suppression | |
| Rate of Product | ¾ oz. | 1 - 1½ oz. | ¾ oz. | 1 - 1½ oz. |
| Weed Height | Inches | Inches | Inches | Inches |
| Burcucumber | | | 1 - 3 | 4 - 12 |
| California Arrowhead | | Yes | | |
| Cocklebur, common | 1 - 9 | 9 - 14 | | |
| Dayflower | 1 - 2 | 3 - 4 | | |
| Eclipta | 1 - 4 | 4 - 8 | | |

RICE

| | | | | |
|-------------------------------|--------|---------|-------|--------|
| Flatsedge rice | 1 - 9 | 9 - 12 | | |
| Fleabane, Philadelphia | 1 - 3 | | | |
| Jointvetch | 1 - 2 | 3 - 4 | | |
| Kochia ¹ | 1 - 3 | | | 3 - 6 |
| Lambsquarter, common | | | 1 - 2 | |
| Mallow, Venice | 1 - 3 | 4 - 12 | | |
| Milkweed, common | | | 3 - 5 | 6 - 12 |
| Milkweed, honeyvine | | 1 - 6 | 1 - 3 | |
| Morningglory | | | | 1 - 3 |
| Mustard, wild | | 4 - 6 | | |
| Nutsedge: yellow ² | 1 - 6 | 6 - 12 | | |
| purple | 1 - 6 | 6 - 12 | | |
| Passionflower, maypop | 1 - 3 | | | |
| Pigweed, redroot | 1 - 3 | 4 - 6 | | |
| Pokeweed, common | 1 - 6 | | | |
| Radish, wild | | 4 - 6 | | |
| Ragweed: common | 1 - 9 | 9 - 12 | | |
| Giant | 1 - 3 | 4 - 6 | | |
| Redstem | 1 - 3 | Yes | | |
| Ricefield Bulrush | | Yes | | |
| Sesbania Hemp | 1 - 3 | 3 - 6 | | |
| Sida, Prickly | 1 - 2 | 3 - 4 | | |
| Smallflower Umbrellaplant | | Yes | | |
| Smartweed, Pennsylvania | 1 - 2 | | | |
| Sunflower, common | 1 - 12 | 12 - 15 | | |
| Velvetleaf ³ | 1 - 9 | 9 - 12 | | |

¹ See the Post-emergent Weed Activity Table.

² Heavy infestations of nutsedge require sequential applications. To prevent nutsedge from competing with the crop an earlier application is required.

³ For large velvetleaf and pigweed control, apply with liquid nitrogen fertilizer (2 - 4 qts./acre).

RICE

Pre-plant, at-plant, post-emergent and prior to emergence of rice through permanent flood:

Use $\frac{1}{2}$ - 1 oz. of this product per acre per year.

Apply foliar applications of this product at the 3 - 5 leaf stage of rice when weeds have 2 - 4 leaves.

For foliar applications, use nonionic surfactant at rate of 0.25 - 0.5% in the spray mixture.

For aerial foliar applications, use a minimum of 3 - 15 gallons of water per acre.

For ground foliar applications, use a minimum of 10 gallon of water per acre.

After mixing, apply spray suspensions the same day for best results.

Precautions:

Best control of emerged weeds with foliar applications occurs when 70% - 80% of the weed foliage is exposed.

For best control of submerged weeds, apply when weeds have 2 leaves or less.

Check spray drift management section of this label.

Following the foliar applications of this product, do not reintroduce water into rice fields or checks for at least 24 hours.

To improve the spectrum of weed control, tank mix this product with Shark® EW, EPA Reg. No. 279-3242 (carfentrazone-ethyl) or Shark H2O, EPA Reg. No. 279-3194 (carfentrazone-ethyl).

It is the pesticide user's responsibility to ensure that all products in the listed mixtures are registered for the intended use.

Users must follow the most restrictive directions for use and precautionary statements of each product in the tank mixture.

Read and follow the applicable restrictions and limitations and directions for use on all product labels involved in tank mixing.

Sequential Applications: To improve the spectrum of weed control, apply this product sequentially with Bolero® 8 EC, EPA Reg. No. 59639-79 (thiobencarb), Clincher®, EPA Reg. No. 62719-357 (cyhalofop-butyl), Ordram®, EPA Reg. No. 10182-204 (molinate), Regiment®, EPA Reg. No. 59639-105 (bispyrbac-sodium) or Shark® EW, EPA Reg. No. 279-3242 (carfentrazone-ethyl) or Shark H2O, EPA Reg. No. 279-3194 (carfentrazone-ethyl).

Direct Dry Applications: Apply this product post flood as a dry broadcast application at a rate of 1 - 1 $\frac{1}{2}$ oz. per acre per year. When weeds have 2 leaves or less, apply the dry broadcast treatment of this product at 1 - 2 leaf stage of rice.

RICE

Water levels in rice fields and checks should remain static (3 – 6 inch depth) after dry broadcast applications of this product. Do not reintroduce water into rice fields or checks for at least 5 days after dry broadcast treatments.

Rice fields and checks may be irrigated to maintain water level, but this may reduce weed control.

Co-application with Shark H2O, EPA Reg. No. 279-3194 (carfentrazone-ethyl) is allowed.

TANK MIXTURE PARTNERS

It is the pesticide user's responsibility to ensure that all products in the listed mixtures are registered for the intended use. Users must follow the most restrictive directions for use and precautionary statements of each product in the tank mixture.

Read and follow the applicable restrictions and limitations and directions for use on all product labels involved in tank mixing.

Before using tank mixture partners, conduct a compatibility test according to the outline in the Tank Mixture section of the label.

For additional pre-emergence weed control in preemergence & preplant applications, tank partner including but not limited to Bolero® 8 EC, EPA Reg. No. 59639-79 (thiobencarb), Command® 3ME, EPA Reg. No. 279-3158 (clomazone), glyphosate, pendimethalin or quinclorac may be used.

For additional post-emergence broadleaf weed control, tank partners including but not limited to Grandstand®, EPA Reg. No. 62719-215 (triclopyr, triethylamine salt), propanil, Aim®, EPA Reg. No. 279-3194 (carfentrazone-ethyl), Facet® EPA Reg. No. 7969-313 (quinclorac), Basagran®, EPA Reg. No. 7969-45 (sodium bentazon), Londax®, EPA Reg. No. 70506-147 (bensulfuron-methyl), Grasp®, EPA Reg. No. 62719-500 (penoxsulam), Regiment®, EPA Reg. No. 59639-105 (bispyrbac-sodium), NewPath®, EPA Reg. No. 241-412 (imazethapyr), Beyond®, EPA Reg. No. 241-441 (imazamox) and 2,4-D may be used.

For additional post-emergence grass control, tank partners including but not limited to NewPath®, EPA Reg. No. 241-412 (imazethapyr), Beyond®, EPA Reg. No. 241-441 (imazamox), propanil, Facet®, EPA Reg. No. 7969-313 (quinclorac), Grasp®, EPA Reg. No. 62719-500 (penoxsulam), and Regiments®, EPA Reg. No. 59639-105 (bispyrbac-sodium), may be used.

| | |
|---|--|
| Glyphosate (various formulations) | Use HERBIVORE HERBICIDE at $\frac{3}{4}$ oz. See Glyphosate label for its rates. NIS Broadcast spray. For pre-plant or at-planting burndown of emerged annual grasses, broadleaf weeds and nutsedge. If applied as a pre-plant burn down treatment, consult the Crop Rotational Guidelines of this product and the Glyphosate label. |
| Stam® M4 EPA Reg. No. 71085-36 (propanil) and propanil (various liquid formulations) | Use HERBIVORE HERBICIDE at $\frac{3}{4}$ - 1 $\frac{1}{2}$ oz. See propanil labels for its rates. Broader spectrum weed control. If applied as a pre-plant burn down treatment, consult the Crop Rotational Guidelines. |

| CROP | RATE OZ/ACRE | PHI |
|---|--------------|-----|
| SOYBEANS, Soybean Seed (Except CA) | ½ - 1½ | 88 |
| RESTRICTIONS: Do not apply more than 1½ oz. of this product (0.062 lbs. halosulfuron-methyl) per application. Do not make more than 1 application per year. Do not apply more than 1½ oz. of this product (0.062 lb. halosulfuron-methyl) per acre per year. Do not apply to frozen ground. After application to foliage, allow 30 days before grazing domestic livestock or harvest forage, silage and hay. Do not apply this product if plans include planting Adzuki beans since unacceptable crop injury may occur. Do not use post-emergence applications of this product to straight Roundup Ready or conventional soybean varieties as severe crop injury will occur. Do not use more than ½ oz. of this product (0.031 lbs. halosulfuron-methyl), in post-emergence application to sulfonyl-urea tolerant soybeans (STS). | | |
| Pre-plant Burndown - Fall Application: Use Rate: ½ - 1½ oz. For control or suppression of listed broadleaf winter annual weeds prior to planting soybeans in the following Spring, apply this product as a fall burndown herbicide and/or preventative application. If listed broadleaf weed are visible, use a high quality crop oil concentrates (1 - 2% vol/vol) and granular AMS (2 - 4 lbs./A) or UAN (1-2% vol/vol) to the spray suspension to improve performance. Apply this product from anytime from after harvest up until the ground freezes. Apply this product by ground or air. In research trials, no instances of crop injury from Fall applied applications have occurred but not all soybean varieties have been tested for crop tolerance to halosulfuron-methyl. For the latest halosulfuron-methyl tolerance information, consult the local seed agronomists and seed supplier. For broadleaf winter annual weed activity, this product must contact the emerged weeds and reach the soil surface. In reduce tillage systems to maintain the active ingredient in the top layer of soil where weed seeds germinate, apply this product after fall chisel, disking etc. | | |

TANK MIXTURE PARTNERS

It is the pesticide user's responsibility to ensure that all products in the listed mixtures are registered for the intended use.

Users must follow the most restrictive directions for use and precautionary statements of each product in the tank mixture.

Read and follow the applicable restrictions and limitations and directions for use on all product labels involved in tank mixing.

2,4-D Amine or LV ester (various formulations)

See tank mixture partner label for its rates.

For broader spectrum control in pre-plant burndown of emerged annual broadleaf weeds or under heavy weed infestation.

Glyphosate (various formulations)

See tank mixture partner label for product rates.

For control in pre-plant burn down of emerged grass weeds.

Pre-emergence or Pre-plant Spring Application to Soybean Varieties Tolerant to Sulfonyl-urea Herbicides (STS) Only:

Use Rate: $\frac{1}{2}$ oz.

For contact and residual control or suppression of listed broadleaf winter and early germinating summer annual weeds, apply this product from 21 days before planting until prior to emergence (i.e. cracking).

For best performance, apply this product to actively growing weeds free from environmental stress.

If listed broadleaf weed are visible, use a high quality crop oil concentrates (1 % vol/vol) and granular AMS (2 - 4 lbs./A) or UAN (1 -2% vol/vol) to the spray suspension to improve performance.

For use on any soybean varieties tolerant to sulfonyl-urea herbicides (STS) unless prohibited by the seed supplier.

In research trials, no instances of crop injury from Spring pre-plant or pre-emergence applied applications have occurred but not all sulfonyl-urea tolerant soybean (STS) varieties have been tested for crop tolerant to halosulfuron-methyl. For the latest halosulfuron-methyl tolerance information, consult the local seed agronomists and seed supplier.

In reduce tillage systems to maintain the active ingredient in the top layer of soil where weed seeds germinate, apply this product after all tillage operations.

TANK MIXTURE PARTNERS

It is the pesticide user's responsibility to ensure that all products in the listed mixtures are registered for the intended use.

Users must follow the most restrictive directions for use and precautionary statements of each product in the tank mixture.

Read and follow the applicable restrictions and limitations and directions for use on all product labels involved in tank mixing.

| | |
|---|---|
| 2,4-D LV ester (various formulations) Glyphosate (various formulations) | <p>See tank mixture partner label for its rates. For control in early germinating summer weeds. See tank mixture partner label for product rates. For broader spectrum control in pre-plant burndown of emerged annual broadleaf weeds or grasses.</p> |
| <p>Post-emergence Application to Soybean Varieties Tolerant to Sulfonyl-urea Herbicides (STS) Only: Use Rate: $\frac{3}{4}$ oz.</p> <p>For contact and residual control of listed broadleaf weeds and nutsedge, apply this product post-emergent from V1 through R2 stages of sulfonyl-urea tolerant soybean (STS) varieties only.</p> <p>If the tolerant soybean variety is also stacked with glyphosate or glufosinate tolerant trait, then glyphosate or glufosinate respectively may be used as a tank mixture partner.</p> <p>For best performance, apply this product to actively growing weeds free from environmental stress.</p> <p>For use on any soybean varieties tolerant to sulfonyl-urea herbicides (STS) unless prohibited by the seed supplier.</p> <p>Always use a NIS(1 to 2 qts./100 gallons of spray) or high quality crop oil concentrates (1 % vol/vol) and granular AMS (2– 4 lbs./A) or UAN (1 -2% vol/vol) to the spray suspension to improve performance.</p> <p>Some phytotoxicity from post-emergent applications may occur on susceptible sulfonyl-urea tolerant soybeans (STS) varieties. These symptoms may include stunting (seen as reduction in leaf size or internodal length), yellowing of leaves and/or red veins and necrosis of leaves and petioles. Sulfonyl-urea tolerant soybeans (STS) that have exhibit these symptoms tend to recover after the product is metabolized by the plant. Soybean injury is most noticeable when the plants are under environmental stress conditions such as hot, humid conditions, or wide fluctuations in climatic conditions, drought, etc.</p> <p>For the latest halosulfuron-methyl tolerance information, consult the local seed agronomists and seed supplier.</p> | |
| <p>TANK MIXTURE PARTNERS</p> <p>It is the pesticide user's responsibility to ensure that all products in the listed mixtures are registered for the intended use.</p> <p>Users must follow the most restrictive directions for use and precautionary statements of each product in the tank mixture.</p> <p>Read and follow the applicable restrictions and limitations and directions for use on all product labels involved in tank mixing.</p> | |
| Glyphosate (various formulations) | <p>See tank mixture partner label for product rates. For broader spectrum control of emerged annual broadleaf and grass weeds or under heavy weed infestation.</p> |

| CROP | RATE OZ/ACRE | PHI |
|-----------|--------------|-----|
| SUGARCANE | ¾ - 1½ | 30 |

RESTRICTIONS:

Do not apply more than 1½ oz. of this product (0.062 lbs. halosulfuron-methyl) per application.

Do not make more than 3 applications (including pre-plant applications) per year.

Do not apply more than 2 ¾ oz. of this product (0.125 lb. halosulfuron-methyl) per acre per year.

After application to foliage, allow 30 days before grazing domestic livestock, harvesting forage, or harvesting silage.

Do not apply this product by rope-wick or wiper applicators.

If used alone, apply this product prior to planting, prior to emergence or after the emergence of the sugarcane and until row closure. Use mechanical cultivation to control weed species not on this label. If mechanical cultivation is used, apply a sequential treatment to control weeds in areas of disturbed soil.

SUGARCANE WEED HEIGHT ACTIVITY TABLE

| Weed Activity | Control | | Suppression | |
|---|---------|------------|-------------|------------|
| | ¾ oz. | 1 - 1½ oz. | ¾ oz. | 1 - 1½ oz. |
| Weed Height | Inches | Inches | Inches | Inches |
| Burcucumber | | | 1 - 3 | 4 - 12 |
| Cocklebur, common | 1 - 9 | 9 - 14 | | |
| Fleabane, Philadelphia | 1 - 3 | | | |
| Kochia ¹ | 1 - 3 | | | 3 - 6 |
| Lambsquarter, common | | | 1 - 2 | |
| Mallow, Venice | 1 - 3 | 4 - 12 | | |
| Milkweed, common | | | 3 - 5 | 6 - 12 |
| Milkweed, honeyvine | | 1 - 6 | 1 - 3 | |
| Morningglory | | | | 1 - 3 |
| Mustard, wild | | 4 - 6 | | |
| Nutsedge: yellow ² purple | 3 - 6 | 3 - 12 | | |
| | 3 - 6 | 3 - 12 | | |

SUGARCANE WEED HEIGHT ACTIVITY TABLE

| Weed Activity | Control | | Suppression | |
|-------------------------------|---------|------------|-------------|------------|
| | ¾ oz. | 1 - 1½ oz. | ¾ oz. | 1 - 1½ oz. |
| Weed Height | Inches | Inches | Inches | Inches |
| Passionflower, maypop | 1 - 3 | | | |
| Pigweed, redroot ³ | 1 - 3 | 4 - 6 | | |
| Pokeweed, common | 1 - 6 | | | |
| Radish, wild | | 4 - 6 | | |
| Ragweed: common | 1 - 9 | 9-12 | | |
| Giant | 1 - 3 | 4-6 | | |
| Smartweed, Pennsylvania | 1 - 2 | | | |
| Sunflower, common | 1 - 12 | 12 - 15 | | |
| Velvetleaf ³ | 1 - 9 | 9 - 12 | | |

¹ See Pre-emergent and Post-emergent Weed Activity Tables.

² Heavy infestations of nutsedge require sequential applications. To prevent nutsedge from competing with the crop an earlier application is required.

³ For large velvetleaf and pigweed control, apply with liquid nitrogen fertilizer (2 - 4 qts. /acre) plus NIS or COC.

TANK MIXTURE PARTNERS

It is the pesticide user's responsibility to ensure that all products in the listed mixtures are registered for the intended use.

Users must follow the most restrictive directions for use and precautionary statements of each product in the tank mixture.

Read and follow the applicable restrictions and limitations and directions for use on all product labels involved in tank mixing.

| | |
|--|--|
| 2,4-D amine | See tank mixture partner label for its rates. NIS Apply to sugarcane before crop emergence or post-emergence until 6 weeks before harvest. Broadleaf weeds. Do not make more than 3 applications per year. |
| asulam, sodium salt (various liquid formulations) | See tank mixture partner label for its rates. NIS or COC Apply to sugarcane before crop emergence or post-emergence until 90 days before harvest. Broader spectrum. Do not make more than two applications per year. |

TANK MIXTURE PARTNERS

| | |
|---|--|
| atrazine (various liquid formulations) | See tank mixture partner label for its rates. NIS or COC Apply broadcast spray on sugarcane. Apply when broadleaf weeds are small (1.5 inches or less). Post-emergence control of labeled broadleaf weeds. Aids in the burndown and control of many grass weeds which have escaped pre-emergence herbicide treatments. Atrazine mixtures may result in reduced control (antagonism) of larger broadleaf weeds. Smaller weeds are easier to control. |
| Evik DF EPA Reg. No. 100-786 (ametryn) | See tank mixture partner label for its rates. NIS Apply broadcast spray on sugarcane before crop emergence or post-emergence until row closure. Broadleaf weeds and grasses. Reduced efficacy occurs if temperatures exceed 85°F during application. |
| Glyphosate (various formulations) | See tank mixture partner label for its rates. NIS Apply as broadcast spray. For pre-plant burndown of emerged annual grasses, broadleaf weeds and nutsedge. |

| CROP | RATE OZ/ACRE | PHI |
|---|--------------|-----|
| SWEET CORN AND POPCORN | ¾ | 30 |
| <p>RESTRICTIONS:</p> <p>Do not apply more than ¾ oz. of this product (0.031 lbs. halosulfuron-methyl) per application.</p> <p>Do not make more than 2 applications per crop year.</p> <p>Do not exceed with a total application of 1½ oz. of product (0.062 lb. halosulfuron-methyl) per acre per year.</p> <p>After application to foliage, allow 30 days before grazing domestic livestock, harvesting forage, or harvesting silage.</p> <p>Do not use on "Jubilee" sweet corn.</p> <p>Do not apply this product to sweet corn or popcorn previously treated with soil applied organophosphate insecticides.</p> <p>Do not apply an organophosphate insecticide within 7 days before or 3 days after any application of this product.</p> <p>Do not apply this product to sweet corn or popcorn unless the seed company, processor or State Agricultural Extension service has tested this product on the particular hybrid or variety and specifically approves and supports the use.</p> <p>Do not apply this product if the sweet corn and popcorn is under severe stress due to drought, water-saturated soils, low fertility (especially low nitrogen levels) or other poor growing conditions.</p> <p>Do not apply this product by rope-wick or wiper applicators.</p> | | |
| <p>Spray Applications:</p> <p>If used alone, apply a broadcast spray over-the-top or with drop nozzles from the spike through lay-by stage of corn.</p> <p>Use mechanical cultivation to control weeds species not on this label.</p> <p>Apply a sequential treatment, if necessary, only with drop nozzles semi-directed or directed to avoid application into the corn plant whorl.</p> | | |
| <p>Precautions:</p> <p>Not all sweet corn and popcorn hybrids or varieties have been tested for sensitivity to this product. To the extent consistent with applicable law, the user assumes all responsibility for such use.</p> <p>After application, avoid cultivation for at least 7 days.</p> | | |

SWEET CORN AND POPCORN WEED HEIGHT ACTIVITY TABLE

| Weed Activity | Control | Suppression |
|---|----------------|--------------------|
| Rate of Product | ½ oz. | ½ oz. |
| Weed Height | Inches | Inches |
| Burcucumber | | 1 - 3 |
| Cocklebur, common | 1 - 9 | |
| Fleabane, Philadelphia | 1 - 3 | |
| Kochia ¹ | 1 - 3 | |
| Lambsquarter, common | | 1 - 2 |
| Mallow, Venice | 1 - 3 | |
| Milkweed, common | | 3 - 5 |
| Milkweed, honeysuckle | | 1 - 3 |
| Nutsedge: yellow ² purple | 3 - 6 3 - 6 | |
| Passionflower, maypop | 1 - 3 | |
| Pigweed, redroot | 1 - 3 | |
| Pokeweed, common | 1 - 6 | |
| Ragweed: common Giant | 1 - 9 1 - 3 | |
| Smartweed, Pennsylvania | 1 - 2 | |
| Sunflower, common | 1 - 12 | |
| Velvetleaf | 1 - 9 | |

¹ See Pre-emergent and Post-emergent Weed Activity Tables.

² Heavy infestations of nutsedge require sequential applications. To prevent nutsedge from competing with the crop an earlier application is required.

CROP ROTATIONAL GUIDELINES

Following applications of this product, the crop rotational intervals listed below provide for adequate safety to newly planted crops. If the crop is planted in a shorter interval, crop injury may result. If the degradation of halosulfuron-methyl is slowed down by the conditions such as drought, cool conditions or drip irrigation in Arizona and California, the time lines need to be extended. Since all possible environmental and application scenarios, have not been tested, Winfield Solutions LLC suggests that the end user test this product in order to determine its suitability for such intended use. In areas where local experience has demonstrated crop safety, use the shorter intervals. In the event of crop failure, labeled crops may be planted back into the treated area at the user's risk for potential phytotoxicity to the subsequent crop.

TIME INTERVAL(MONTHS) BEFORE PLANTING AFTER USE OF HERBIVORE HERBICIDE

| CROP | MONTHS | EXCEPTIONS |
|------------------------------|--------|--|
| CROP NOT SPECIFICALLY LISTED | 36 | |
| Alfalfa | 9 | |
| Apple* | 9 | |
| Barley (winter) | 2 | |
| Beans, Dry | 0 | |
| Beans, Snap | 9 | northeast, midwest and southeast: 2 months; In TX : 3 months. |
| Broccoli | 18 | In muck soils areas of FL: 3 months. |
| Blueberry* | 9 | |
| Cabbage | 15 | In muck soils areas of FL: 3 months. |
| Caneberry* | 9 | |
| Canola | 15 | |
| Carrot | 15 | |
| Cauliflower | 18 | In muck soils areas of FL: 3 months. |
| Cereal crops, Spring | 2 | |
| Clovers | 9 | |
| Collards | 18 | |
| Corn, IR/IMR Field | 0 | |

| TIME INTERVAL (MONTHS) BEFORE PLANTING continued | | |
|--|--------|--|
| CROP | MONTHS | EXCEPTIONS |
| Corn, IT Field | 1 | |
| Corn, Normal Field | 1 | |
| Corn, Seed | 2 | |
| Corn, Sweet and Popcorn | 3 | For sweet corn and popcorn, the application rates of this product are specific to those crops. For re-planting sweet corn and popcorn crops in those treated areas, that are lost, terminated or harvested, the crop rotational interval must be adhered to. |
| Cotton | 4 | |
| Cucumbers | 9 | In the northeast and southeast: 2 months; In TX : 3 months. |
| Eggplant | 12 | For FL transplants: 4 months. |
| Forage Grasses | 2 | |
| Grapes* | 9 | |
| Lettuce Crops | 18 | In muck soils areas of FL: 3 months. |
| Melons | 9 | In southeast and TX: 2 months. |
| Mint | 15 | |
| Oats | 2 | |
| Onions and Leeks | 18 | |
| Peanuts | 6 | |
| Pears* | 9 | |
| Peas | 9 | |
| Peas. Fields | 9 | |
| Peppers | 10 | For FL transplants: 4 months and for TX transplants: 3 months. |
| Peppers | 4 | |

| TIME INTERVAL (MONTHS) BEFORE PLANTING continued | | |
|--|----|--|
| Potatoes | 9 | |
| Pumpkins | 9 | In southeast: 2 months. |
| Proso Millet | 2 | |
| Radish | 12 | In muck soils areas of FL: 3 months. |
| Red Beet | 24 | If irrigation is required or rainfall is sparse, the time interval is 36 months. |
| Rice | 2 | |
| Rye (winter) | 2 | |
| Sorghums | 2 | |
| Soybeans | 9 | |
| Spinach | 24 | In muck soils areas of FL: 3 months. |
| Squash | 9 | In southeast: 2 months. |
| Strawberries | 36 | For annual FL transplants: 6 months. |
| Sugar beet | 24 | If irrigation is required or rainfall is sparse, the time interval is 36 months. In MI: 21 months. In MN, ND, Red River Valley: 36 months. |
| Sugarcane | 0 | |
| Sunflowers | 18 | |
| Tomato (transplant) | 8 | In the northeast and southeast: 2 months; In TX: 3 months. |
| Tree Nut* | 9 | |
| Wheat (winter) | 2 | |

* After application of this product, the soil must be plowed and cross disked before rotation of crop.

When used with tank mixture partners, consult the partner product labels to determine rotational crop restrictions. Follow the most restrictive label when planning and applying the tank mixture combinations. Read and follow the applicable restrictions and limitations and directions for use on all product labels involved in tank mixing.

Southeast: AL, FL, GA, LA, MS, NC, Puerto Rico, SC, TN.

Northeast: CT, DE, IA, IL, IN, KY, MA, MD, ME, MI, MN, MO, ND, NE, NH, NJ, NY, OH, PA, RI, SD, VA, VT, WI, WV.

STORAGE AND DISPOSAL

Do not contaminate water, food or feed by storage or disposal.

PESTICIDE STORAGE: Store in a dry and secure location.

PESTICIDE DISPOSAL: Pesticide wastes are acutely hazardous. Improper disposal of excess pesticide, spray mixture or rinsate is a violation of Federal law. If these wastes cannot be disposed of by use according to label instructions, contact your State Pesticide or Environmental Control Agency, or the Hazardous Waste representative at the nearest EPA Regional Office for guidance.

CONTAINER HANDLING: Nonrefillable container. Do not reuse or refill this container. Triple rinse or pressure rinse container (or equivalent) promptly after emptying. Triple rinse as follows: Empty the remaining contents into application equipment or a mix tank. Fill the container $\frac{1}{4}$ full with water and recap. Shake for 10 seconds. Pour rinsate into application equipment or a mix tank. Drain for 10 seconds after the flow begins to drip. Repeat this procedure two more times. Pressure rinse as follows: Empty the remaining contents into application equipment or a mix tank. Hold container upside down over application equipment or mix tank or collect rinsate for later use or disposal. Insert pressure rinsing nozzle in the side of the container, and rinse at about 40 PSI for at least 30 seconds. Drain for 10 seconds after the flow begins to drip. Once triple rinsed, recycle if available. Some agricultural pesticide containers can be taken to a container collection site or pick up for recycling. To find the nearest site, contact your chemical dealer or manufacturer. If recycling is not available, dispose of in a sanitary landfill or by incineration if allowed by state and local ordinances.

WARRANTY DISCLAIMER AND NOTICE
IMPORTANT: READ BEFORE USE

Read the entire Directions for Use, Conditions, Disclaimer of Warranties and Limitations of Liability before using this product. If terms are not acceptable, return the unopened product container at once.

By using this product, user or buyer accepts the following Conditions, Disclaimer of Warranties and Limitations of Liability.

CONDITIONS: The directions for use of this product are believed to be adequate and must be followed carefully. However, it is impossible to eliminate all risks associated with the use of this product. Crop injury, ineffectiveness or other unintended consequences may result because of such factors as weather conditions, presence of other materials, or the manner of use or application, all of which are beyond the control of Winfield Solutions, LLC. To the extent consistent with applicable law, all such risks shall be assumed by the user or buyer.

DISCLAIMER OF WARRANTIES: To the extent consistent with applicable law, WINFIELD SOLUTIONS, LLC MAKES NO OTHER WARRANTIES, EXPRESS OR IMPLIED, OF MERCHANTABILITY OR OF FITNESS FOR A PARTICULAR PURPOSE OR OTHERWISE, THAT EXTEND BEYOND THE STATEMENTS MADE ON THIS LABEL. No agent of Winfield Solutions, LLC is authorized to make any warranties beyond those contained herein or to modify the warranties contained herein. To the extent consistent with applicable law, WINFIELD SOLUTIONS, LLC DISCLAIMS ANY LIABILITY WHATSOEVER FOR SPECIAL, INCIDENTAL OR CONSEQUENTIAL DAMAGES RESULTING FROM THE USE OR HANDLING OF THIS PRODUCT.

LIMITATIONS OF LIABILITY: To the extent consistent with applicable law, THE EXCLUSIVE REMEDY OF THE USER OR BUYER FOR ANY AND ALL LOSSES, INJURIES OR DAMAGES RESULTING FROM THE USE OR HANDLING OF THIS PRODUCT, WHETHER IN CONTRACT, WARRANTY, TORT, NEGLIGENCE, STRICT LIABILITY OR OTHERWISE, SHALL NOT EXCEED THE PURCHASE PRICE PAID, OR AT WINFIELD SOLUTIONS, LLC'S ELECTION, THE REPLACEMENT OF PRODUCT.

CHEMTREC is a registered trademark of American Chemical Society.

Made in China, packaged in USA



Herbivore®

Herbicide

HALOSULFURON-METHYL GROUP 2 HERBICIDE

HERBIVORE HERBICIDE is a herbicide for selective pre-emergent and post-emergent control of listed weeds including both broadleaf weeds and nutsedge in: artichoke; beans (including dry); corn (field corn, field corn grown for seed, sweet corn and popcorn); cotton; fallow ground; millet; proso; pasture, rangeland & CRP forage grasses/hay Crop Group 17; pome fruit (apple; arazole; crabapple; loquat; mayhaw; medlar; pear; pear, Asian; quince; quince, Chinese; quince, Japanese; tejocote; cultivar, varieties, and/or hybrids of these) Crop Group 11-10; grain sorghum (milo); rice; soybean, seed; sugarcane.

Read the entire label before using this product. Use only according to label instructions. Read "LIMIT OF WARRANTY AND LIABILITY" before buying or using. If terms are not acceptable, return at once unopened.

| | |
|---------------------------------|-----------------|
| ACTIVE INGREDIENT: | % BY WT. |
| Halosulfuron-methyl..... | 75% |
| OTHER INGREDIENTS: | 25% |
| TOTAL | 100% |

KEEP OUT OF REACH OF CHILDREN CAUTION

Si usted no entiende la etiqueta, busque a alguien para que se la explique a usted en detalle.
(If you do not understand the label, find someone to explain it to you in detail)

| FIRST AID | |
|--|--|
| IF IN EYES: | <ul style="list-style-type: none">• Hold eye open and rinse slowly and gently with water for 15-20 minutes.• Remove contact lenses, if present, after the first 5 minutes, then continue rinsing eye.• Call poison control center or physician for treatment advice. |
| IF SWALLOWED: | <ul style="list-style-type: none">• Call poison control center or physician immediately for treatment advice.• Remove visible particles from mouth.• Have person rinse mouth thoroughly with water, spit out rinse water.• Have person sip a glass of water if able to swallow.• Do not induce vomiting unless told to do so by the poison control center or doctor.• Do not give anything by mouth to an unconscious person. |
| Have the product container or label with you when calling a poison control center or physician, or going for treatment. FOR MEDICAL EMERGENCIES INVOLVING THIS PRODUCT, you may also contact 1-877-424-7452. | |

SEE PRODUCT BOOKLET FOR ADDITIONAL PRECAUTIONARY STATEMENTS.

Manufactured for: Winfield Solutions, LLC., P.O. Box 64589, St. Paul, MN 55164-0589

EPA Reg. No. 2749-528-1381

EPA Est. No. 065387-AR-001



(01)0088464496810

Net Contents: 20 ounces
Unity# 1408206
2/0128/0

PF 250936

PROOF

THIS PROOF IS TO BE CHECKED FOR ACCURACY

Please review and approve **Text, Spelling, Copy Placement, Size, Shape, Colors** and **Dieline**.

Authorized signature accepts responsibility for accuracy of all copy, color break and artwork. Cimarron Label is not liable for any discrepancies subsequently identified.

PLEASE NOTE: Due to color variance between printers/monitors, the colors represented by this proof cannot be deemed accurate. Please refer to a color matching system such as the Pantone Matching System for a truer representation of spot colors.





THIS PROOF IS NOT ACCURATE FOR COLOR-MATCH.

Dieline does not print.



Cimarron Label
inovar

4201 North Westport Ave. • Sioux Falls, SD 57107
Phone: (605) 978-0451 • Fax: (605) 978-0463

| DATE | JOB NUMBER | CUSTOMER |
|--|---|--|
| 05/12/25 | 250936 | Aceto |
| LABEL SIZE | BOOKLET SIZE | |
| 4.75" x 3.75" | 4.5" x 3" | |
| LABEL COLORS | BOOKLET OUTSIDE COLORS | BOOKLET INSIDE COLORS |
|  BLK |  BLK  200 |  BLK |
| PATTERN VARNISH: <input type="checkbox"/> YES <input checked="" type="checkbox"/> NO | | |

Form: CS 006B - 3/29/2017

☐ **ARTWORK IS APPROVED**

☐ **REVISED PROOF NEEDED**

**WE CANNOT PROCESS
THIS ORDER WITHOUT AN
AUTHORIZED SIGNATURE**

Signed _____ **Date** _____