

SUSSEX™

ACTIVE INGREDIENT:

Buprofezin: 2-[(1,1-dimethylethyl)imino]tetrahydro-3-(1-methylethyl)-5-phenyl-4H-1,3,5-thiadiazin-4-one..... 70.00%

OTHER INGREDIENTS: 30.00%

TOTAL 100.00%

Contains 0.70 lb. buprofezin per lb. of product

**KEEP OUT OF REACH OF CHILDREN
CAUTION**

FIRST AID

If swallowed	Call a poison control center or doctor immediately for treatment advice. Have person sip a glass of water if able to swallow. Do not induce vomiting unless told to by a poison control center or doctor. Do not give anything by mouth to an unconscious person.
If on skin or clothing	Take off contaminated clothing. Rinse skin immediately with plenty of water for 15-20 minutes. Call a poison control center or doctor for treatment advice.
If inhaled	Move person to fresh air. If person is not breathing, call 911 or an ambulance, then give artificial respiration, preferably mouth-to-mouth, if possible. Call a poison control center or doctor for further treatment advice.
If in eyes	Hold eye open and rinse slowly and gently with water for 15-20 minutes. Remove contact lenses, if present, after the first 5 minutes, then continue rinsing. Call a poison control center or doctor for treatment advice.

HOTLINE NUMBER

Have the product container or label with you when calling a poison control center or doctor or going for treatment.

Emergency Phone Numbers:	(800) 222-1222 Poison Control Center (800) 424-9300 CHEMTREC (transportation and spills)
---------------------------------	---

NOTE TO PHYSICIAN: There is no specific antidote. All treatment should be based on observed signs and symptoms of distress in the patient. Overexposure to materials other than this product may have occurred.


See inside booklet for Precautionary Statements and Directions for Use


NET CONTENTS: 3.75 pounds


Manufactured by:
SIPCAM AGRO USA, INC.
2525 Meridian Parkway,
Durham, NC 27713

3.75lb

EPA Reg. No. 71711-21-60063

EPA Est. No. 67545-AZ-1 

EPA Est. No. 39578-TX-1 

EPA Est. No. 54675-MEX-001 

superscript corresponds with lot number

450526 04/22 EPA20220323 (8/23)



SIPCAM AGRO
USA, INC.

9502650-000

PRECAUTIONARY STATEMENTS

HAZARDS TO HUMANS AND DOMESTIC ANIMALS

CAUTION

Harmful if swallowed. Harmful if absorbed through skin. Harmful if inhaled. Causes moderate eye irritation. Avoid contact with skin, eyes, or clothing. Avoid breathing spray mist. Wash thoroughly with soap and water after handling and before eating, drinking, chewing gum, using tobacco, or using the toilet. Remove contaminated clothing and wash before reuse.

PERSONAL PROTECTIVE EQUIPMENT (PPE)

Applicators and other handlers must wear:

- Long-sleeved shirt and long pants
- Waterproof gloves
- Shoes plus socks

Applicators applying this product by airblast application must apply using an enclosed cab or must wear:

- Chemical-resistant gloves made of barrier laminate, butyl rubber \geq 14 mils, nitrile rubber \geq 14 mils, neoprene \geq 14 mils, natural rubbers \geq 14 mils, polyethylene, polyvinyl chloride (PVC) \geq 14 mils, or Viton™ \geq 14 mils
- Chemical-resistant headgear, if overhead exposure

Mixers and loaders must use **Engineering Controls** for mixing and loading, when applying this product aerially to orchards and vineyards.

STATEMENTS FOR CONTAMINATED PPE

Follow the manufacturer's instructions for cleaning/maintaining PPE. If no such instructions for washables exist, use detergent and hot water. Keep and wash PPE separately from other laundry.

ENGINEERING CONTROLS

When handlers use closed systems, enclosed cabs, or aircraft in a manner that meets the requirements listed in the Worker Protection Standard (WPS) for agricultural pesticides [40 CFR 170.240 (d) (4–6)], the handler PPE requirements may be reduced or modified as specified in the WPS.

USER SAFETY RECOMMENDATIONS

Users should:

- Remove clothing/PPE immediately if pesticide gets inside. Then wash thoroughly and put on clean clothing.
- Remove PPE immediately after handling this product. Wash the outside of gloves before removing. As soon as possible, wash thoroughly and change clothing.

ENVIRONMENTAL HAZARDS

For terrestrial uses, do not apply directly to water, or to areas where surface water is present, or to intertidal areas below the mean high water mark. Do not contaminate water when disposing of equipment washwater or rinsate.

DIRECTIONS FOR USE

It is a violation of federal law to use this product in a manner inconsistent with its labeling.

Do not apply this product in a way that will contact workers or other persons, either directly or through drift. Only protected handlers may be in the area during application.

For any requirement specific to your state or tribe, consult the state/tribal agency responsible for pesticide regulation.

AGRICULTURAL USE REQUIREMENTS

Use this product only in accordance with its labeling and with the Worker Protection Standard, 40 CFR Part 170. This standard contains requirements for the protection of agricultural workers on farms, forests, nurseries, and greenhouses, and handlers of agricultural pesticides. It contains requirements for training, decontamination, notification, and emergency assistance. It also contains specific instructions and exceptions pertaining to the statements on this label about personal protective equipment (PPE), restricted-entry interval, and notifications to workers.

Do not enter or allow worker entry into treated areas during the restricted-entry interval (REI) of 12 hours. For early entry into treated areas that is permitted under the Worker Protection Standard and that involves contact with anything that has been treated such as plants, soil, or water, wear:

- Coveralls
- Waterproof gloves
- Socks plus shoes

PRODUCT INFORMATION

SUSSEX™ is effective against the nymphal stages of whiteflies, scales, mealybugs, and leafhoppers by inhibiting chitin biosynthesis, suppressing/inhibiting molting of immatures, suppressing oviposition of adults, and reducing viability of eggs. **SUSSEX** is not an adulticide. Evidence of activity may be slower than typical contact insecticides as treated susceptible pests may remain alive on the plant for 3-7 days; however, pests have stopped feeding and any feeding damage during this time is typically very low.

SUSSEX is a contact insecticide, so thorough spray coverage is essential. Apply by ground or air in sufficient water volume. Orient nozzles to ensure good coverage. Use of higher volume of water will ensure better coverage, especially under adverse conditions such as hot, dry weather, and/or a dense canopy. The entire field should be treated. Apply when economic infestations occur based on local information.

Not for sale, sale into, distribution, and/or use in Nassau and Suffolk counties of New York State.

INSECTS CONTROLLED

Whiteflies: Ash whitefly; Bandedwinged whitefly; Greenhouse whitefly; Silverleaf whitefly; Sweetpotato whitefly

Mealybugs: Apple mealybug; Citrus mealybug; Comstock mealybug; Gill's mealybug; Grape mealybug; Longtailed mealybug; Madeira mealybug; Mexican mealybug; Obscure mealybug; Striped mealybug; Vine mealybug

Leafhoppers: Cherry leafhopper; Eastern grape leafhopper; Glassy-winged sharpshooter; Potato leafhopper; Variegated leafhopper; Western grape leafhopper; White apple leafhopper

Scales:

Armored Scales: Boisduval scale; Cactus scale; California red scale; Coconut scale; Fern scale; Florida red scale; Oystershell scale; San Jose scale; Walnut scale

Margaridid Scale: Cottony cushion scale

Soft Scales: Barnacle scale; Black scale; Brown soft scale; Citricola scale; European fruit lecanium scale; False oleander scale; Frosted scale; Hemispherical scale; Indian wax scale and other wax scales; Tessellated scale; White peach scale

USE RESTRICTIONS

- Do not apply this product in residential areas.
- Do not apply this product through any type of irrigation system.
- Fogging is prohibited on orchards and vineyards.
- Do not apply this product to orchards/vineyards and typical field crops by mechanically pressurized handgun.
- For aerial applications, do not apply this product within 10 feet of residential areas including schools, homes, playgrounds, recreational areas, athletic fields, residential lawns, gardens, and other areas where children may be present when using a medium droplet size.
- Do not use anionic surfactants with this product.

ROTATIONAL CROP RESTRICTIONS

Crop	Plantback Timing
All crops registered for use with buprofezin	0 days following application
Cereal grains	30 days following application
All other crops	60 days following application

RESISTANCE MANAGEMENT

For resistance management, **SUSSEX** contains a Group 16 insecticide. Any insect population may contain individuals naturally resistant to **SUSSEX** and other Group 16 insecticides. The resistant individuals may dominate the insect population if this group of insecticides are used repeatedly in the same fields. Appropriate resistance management strategies should be followed.

To delay insecticide resistance, take the following steps:

- Rotate the use of **SUSSEX** or other Group 16 insecticides within a growing season, or among growing seasons, with different groups that control the same pests.
- Use tank mixtures with insecticides from a different group that are equally effective on the target pest when such use is permitted. Do not rely on the same mixture repeatedly for the same pest population. Consider any known cross-resistance issues (for the targeted pests) between the individual components of a mixture. In addition, consider the following recommendations provided by the Insecticide Resistance Action Committee (IRAC):
 - Individual insecticides selected for use in mixtures should be highly effective and be applied at the rates at which they are individually registered for use against the target species.
 - Mixtures with components having the same IRAC mode of action classification are not recommended for insect resistance management.
 - When using mixtures, consider any known cross-resistance issues between the individual components for the targeted pest(s).

- Mixtures become less effective if resistance is already developing to one or both active ingredients, but they may still provide pest management benefits.
- The insect resistance management benefits of an insecticide mixture are greatest if the two components have similar periods of residual insecticidal activity. Mixtures of insecticides with unequal periods of residual insecticide activity may offer an insect resistance management benefit only for the period where both insecticides are active.
- Adopt an integrated pest management program for insecticide use that includes scouting, uses historical information related to pesticide use, crop rotation, record keeping, and which considers cultural, biological, and other chemical control practices.
- Monitor after application for unexpected target pest survival. If the level of survival suggests the presence of resistance, consult with your local university specialist or certified pest control advisor.
- Contact your local extension specialist or certified crop advisors for any additional pesticide resistance management and/or IPM recommendations for the specific site and pest problems in your area.
- For further information or to report suspected resistance, contact Sipcam Agro USA at 919-226-1295.

SPRAY DRIFT MANAGEMENT

Aerial Applications

MANDATORY SPRAY DRIFT

Aerial Applications:

- Do not release spray at a height greater than 10 ft above the ground or vegetative canopy, unless a greater application height is necessary for pilot safety.
- Applicators are required to use a medium or coarser droplet size (ASABE S572.1).
- Applicators must use ½ swath displacement upwind at the downwind edge of the field.
- Do not apply when wind speeds exceed 10 miles per hour at the application site.
- The boom length must not exceed 75% of the wingspan for airplanes or 90% of the rotor blade diameter for helicopters.
- Do not apply during temperature inversions.

Ground Applications

MANDATORY SPRAY DRIFT

Airblast Applications:

- Sprays must be directed into the canopy.
- Do not apply when wind speeds exceed 10 miles per hour at the application site.
- User must turn off outward pointing nozzles at row ends and when spraying outer rows.
- Do not apply during temperature inversions.

Ground Boom Applications:

- User must only apply with the release height recommended by the manufacturer but no more than 4 feet above the ground or crop canopy.
- Applicators are required to use a medium or coarser droplet size (ASABE S572.1).
- Do not apply when wind speeds exceed 10 miles per hour at the application site.
- Do not apply during temperature inversions.

Boomless Ground Applications:

- Applicators are required to use a medium or coarser droplet size (ASABE S572.1) for all applications.
- Do not apply when wind speeds exceed 10 miles per hour at the application site.
- Do not apply during temperature inversions.

SPRAY DRIFT ADVISORIES

THE APPLICATOR IS RESPONSIBLE FOR AVOIDING OFF-SITE SPRAY DRIFT.

BE AWARE OF NEARBY NONTARGET SITES AND ENVIRONMENTAL CONDITIONS.

Importance of Droplet Size

An effective way to reduce spray drift is to apply large droplets. Use the largest droplets that provide target pest control. While applying larger droplets will reduce spray drift, the potential for drift will be greater if applications are made improperly or under unfavorable environmental conditions.

Controlling Droplet Size - Ground Boom

Volume - Increasing the spray volume so that larger droplets are produced will reduce spray drift. Use the highest practical spray volume for the application. If a greater spray volume is needed, consider using a nozzle with a higher flow rate.

Pressure - Use the lowest spray pressure recommended for the nozzle to produce the target spray volume and droplet size.

Spray Nozzle - Use a spray nozzle that is designed for the intended application. Consider using nozzles designed to reduce drift.

Controlling Droplet Size - Aircraft

Adjust Nozzles - Follow nozzle manufacturers' recommendations for setting up nozzles. Generally, to reduce fine droplets, nozzles should be oriented parallel with the airflow in flight.

Boom Height - Ground Boom

For ground equipment, the boom should remain level with the crop and have minimal bounce.

Release Height - Aircraft

Higher release heights increase the potential for spray drift.

Shielded Sprayers

Shielding the boom or individual nozzles can reduce spray drift. Consider using shielded sprayers. Verify that the shields are not interfering with the uniform deposition of the spray on the target area.

Temperature and Humidity

When making applications in hot and dry conditions, use larger droplets to reduce effects of evaporation.

Temperature Inversions

Drift potential is high during a temperature inversion. Temperature inversions are characterized by increasing temperature with altitude and are common on nights with limited cloud cover and light to no wind. The presence of an inversion can be indicated by ground fog or by the movement of smoke from a ground source or an aircraft smoke generator. Smoke that layers and moves laterally in a concentrated cloud (under low wind conditions) indicates an inversion, while smoke that moves upward and rapidly dissipates indicates good vertical air mixing. Avoid applications during temperature inversions.

Wind

Drift potential generally increases with wind speed. AVOID APPLICATIONS DURING GUSTY WIND CONDITIONS. Applicators need to be familiar with local wind patterns and terrain that could affect spray drift.

Spray Drift - Boomless Ground Applications

Setting nozzles at the lowest effective height will help to reduce the potential for spray drift.

Spray Drift - Handheld Technology Applications

Take precautions to minimize spray drift.

APPLICATION DIRECTIONS

Applications should be made immediately after the spray solution is prepared. Thorough spray coverage is essential for effective control. Applications may be made with high or low volume spray equipment that provides thorough coverage of the plant. Apply with properly calibrated spray equipment. For best results, apply when pest populations are beginning to build, before reaching economic thresholds. Consult your local agricultural advisor or state cooperative extension service for recommendations.

MIXING DIRECTIONS

Keep agitation running during filling and spraying operations. If spraying must be stopped before emptying the sprayer, resume agitation before spraying the remainder of the load. Mix only as much spray solution as can be sprayed within four hours. Storage and use of the previous day's spray mix may result in reduced activity.

SUSSEX Alone: Fill spray tank with $\frac{3}{4}$ of the amount of water needed for the intended application, and then turn on agitation. Pour recommended amount of product on the surface of water in the spray tank. Add the balance of the water to the spray tank with agitation running.

SUSSEX Tank Mixtures: It is the pesticide user's responsibility to ensure that all products are registered for the intended use. Read and follow the applicable restrictions and limitations and directions for use on all product labels involved in tank mixing. Users must follow the most restrictive directions for use and precautionary statements of each product in the tank mixture.

Begin with clean equipment. Fill spray tank with $\frac{3}{4}$ of the amount of water needed for the intended application, and turn on agitation. If using a buffering agent, add after filling the tank with $\frac{3}{4}$ amount of water.

Add the recommended amount of tankmix products in the following order while maintaining agitation:

- 1) products in water-soluble packets
- 2) wettable powders
- 3) water-dispersible granulars and/or soluble powders
- 4) flowable liquids
- 5) emulsifiable concentrates
- 6) adjuvants and/or oils
- 7) remaining amount of water to achieve the desired level

Note: It is recommended that the compatibility of **SUSSEX** in any tankmix combination be tested before use. To determine the physical compatibility with other products, use a jar test as described below:

Using a quart (qt) jar, add the proportionate amounts of the products to 1 qt of water. Add wettable powders and water-dispersible granular products first, then flowable liquids, and emulsifiable concentrates last. After thoroughly mixing, let stand for at least 5 minutes. If the combination remains mixed, or can be remixed readily, it is physically compatible. Once compatibility has been proven, use the same procedure for adding required ingredients to the spray tank.

APPLICATION RATE CHART FOR SUSSEX

Atemoya; Avocado; Biriba; Cherimoya; Custard Apple; Feijoa; Guava; Illama; Jaboticaba; Passion Fruit; Soursop; Starfruit; Sugar Apple

Pest	Rate/Acre	Use Directions
Scales	34.5 oz (1.5 lb ai)	<ul style="list-style-type: none"> • Apply by ground application using a minimum of 20 gallons of water per acre. • For aerial applications, apply in a minimum finished spray volume of 5 gallons per acre. <p>USE RESTRICTIONS Limited to Florida, Hawaii, and Puerto Rico</p> <ul style="list-style-type: none"> • Do not make more than 2 applications per growing season. • Allow at least 14 days between applications.
Leafhoppers Mealybugs Whiteflies	9.0 to 12.0 oz (0.40 to 0.53 lb ai)	<ul style="list-style-type: none"> • Do not apply more than 69.0 oz of product per acre per growing season. • Do not apply more than 3.0 lb ai per acre per growing season. • Preharvest Interval (PHI): 21 days <p>RECOMMENDATIONS</p> <ul style="list-style-type: none"> • Thorough spray coverage is essential. • Mealybugs: Application should be made when early crawler emergence occurs. • Scales: Apply at early crawler emergence.

Black Sapote; Canistel; Mamey Sapote; Mango; Papaya; Sapodilla; Star Apple

Pest	Rate/Acre	Use Directions
Leafhoppers Mealybugs Scales Whiteflies	9.0 to 12.0 oz (0.40 to 0.53 lb ai)	<ul style="list-style-type: none"> • Apply by ground application using a minimum of 20 gallons of water per acre. • For aerial applications, apply in a minimum finished spray volume of 5 gallons per acre. <p>USE RESTRICTIONS Limited to Florida, Hawaii, and Puerto Rico</p> <ul style="list-style-type: none"> • Do not make more than 5 applications per growing season. • Allow at least 14 days between applications. • Do not apply more than 45.0 oz of product per acre per growing season. • Do not apply more than 1.97 lb ai per acre per growing season. • Preharvest Interval (PHI): 3 days <p>RECOMMENDATIONS</p> <ul style="list-style-type: none"> • Thorough spray coverage is essential. • Mealybugs: Application should be made when early crawler emergence occurs. • Scales: Apply at early crawler emergence.

(continued)

APPLICATION RATE CHART FOR SUSSEX *(continued)*

Banana		
Pest	Rate/Acre	Use Directions
Leafhoppers Mealybugs Scales Whiteflies	7.0 oz (0.31 lb ai)	<ul style="list-style-type: none"> • Apply by ground application using a minimum of 15 gallons of water per acre. • For aerial applications, apply in a minimum finished spray volume of 5 gallons per acre. <p>USE RESTRICTIONS</p> <ul style="list-style-type: none"> • Do not make more than 4 applications per growing season. • Allow at least 14 days between applications. • Do not apply more than 27.0 oz of product per acre per growing season. • Do not apply more than 1.18 lb ai per acre per growing season. • Preharvest Interval (PHI): 1 day <p>RECOMMENDATIONS</p> <ul style="list-style-type: none"> • Thorough spray coverage is essential. Use of a higher volume of water will ensure better coverage, especially under adverse conditions such as hot, dry weather and/or a dense canopy. • Treatment should be applied when population level reaches economic threshold. Consult local or state agricultural authorities for details.

Coffee		
Pest	Rate/Acre	Use Directions
Mealybugs Scales	23.0 oz (1.0 lb ai)	<ul style="list-style-type: none"> • Apply by ground application using a minimum of 50 gallons of water per acre. • For aerial applications, apply in a minimum finished spray volume of 5 gallons per acre. <p>USE RESTRICTIONS</p> <ul style="list-style-type: none"> • Do not make more than 4 applications per growing season. • Allow at least 14 days between applications. • Do not apply more than 92.0 oz of product per acre per growing season. • Do not apply more than 4.0 lb ai per acre per growing season. • Preharvest Interval (PHI): 0 day <p>RECOMMENDATIONS</p> <ul style="list-style-type: none"> • Thorough spray coverage is essential. • Treatment should be applied when population level reaches economic threshold.

(continued)

APPLICATION RATE CHART FOR SUSSEX *(continued)*

Small Fruit, Vine Climbing, Except Fuzzy Kiwifruit (Subgroup 13-07F)

Amur river grape; gooseberry; grape; kiwifruit, hardy; Maypop; schisandra berry; cultivars, varieties, and/or hybrids of these

Pest	Rate/Acre	Use Directions
European Fruit Lecanium Scale	12.0 oz (0.53 lb ai)	<ul style="list-style-type: none"> • Apply by ground using a minimum of 50 gallons of water per acre. Water volumes should be adjusted based on the size of the grape canopy. Higher water volumes should be used for dense canopies. • For aerial applications, apply in a minimum finished spray volume of 5 gallons per acre.
Leafhoppers Mealybugs	9.0 to 12.0 oz (0.40 to 0.53 lb ai)	<p>USE RESTRICTIONS</p> <ul style="list-style-type: none"> • Do not make more than 2 applications per growing season. • Allow at least 14 days between applications. • Do not apply more than 24.0 oz of product per acre per growing season. • Do not apply more than 1.05 lb ai per acre per growing season. • Preharvest Interval (PHI): 7 days <p>RECOMMENDATIONS</p> <ul style="list-style-type: none"> • Thorough spray coverage is essential. Orient nozzles to ensure good coverage. Use of a higher volume of water will ensure better coverage, especially under adverse conditions such as hot, dry weather and/or a dense canopy. • Leafhoppers: Apply when majority of the population is at the early nymphal stage. • Mealybugs: Application should be made when early crawler emergence occurs.
Mealybugs	24.0 oz (1.05 lb ai)	<ul style="list-style-type: none"> • Apply by ground using a minimum of 50 gallons of water per acre. Water volumes should be adjusted based on the size of the grape canopy. Higher water volumes should be used for dense canopies. • For aerial applications, apply in a minimum finished spray volume of 5 gallons per acre. <p>USE RESTRICTIONS</p> <p>This Application Rate Allowed in California and Arizona Only.</p> <ul style="list-style-type: none"> • Do not apply more than 24.0 oz of product per acre per growing season. • Do not apply more than 1.05 lb ai per acre per growing season. • Preharvest Interval (PHI): 30 days <p>RECOMMENDATIONS</p> <ul style="list-style-type: none"> • Thorough spray coverage is essential. Orient nozzles to ensure good coverage. Use of a higher volume of water will ensure better coverage, especially under adverse conditions such as hot, dry weather and/or a dense canopy. • Mealybugs: Application should be made when early crawler emergence occurs.

(continued)

APPLICATION RATE CHART FOR SUSSEX *(continued)*

Persimmon		
Pest	Rate/Acre	Use Directions
European Fruit Lecanium Scale Frosted Scale Mealybugs Soft Scales	34.5 oz (1.5 lb ai)	<ul style="list-style-type: none"> • Apply by ground using a minimum of 100 gallons of water per acre. • For aerial applications, apply in a minimum finished spray volume of 5 gallons per acre. <p>USE RESTRICTIONS</p> <ul style="list-style-type: none"> • Do not make more than 2 applications per growing season. • Allow at least 14 days between applications. • Do not apply more than 69.0 oz of product per acre per growing season. • Do not apply more than 3.0 lb ai per acre per growing season. • Preharvest Interval (PHI): 14 days <p>RECOMMENDATIONS</p> <ul style="list-style-type: none"> • Mealybugs: Application should be made at the beginning of crawler emergence. • Scales: Application should be made at the beginning of crawler emergence of the scale generation being targeted.

(continued)

APPLICATION RATE CHART FOR SUSSEX *(continued)*

Pomegranate		
Pest	Rate/Acre	Use Directions
Whiteflies	12.0 to 34.5 oz (0.53 to 1.5 lb ai)	<ul style="list-style-type: none"> • Apply by ground application using a minimum of 50 gallons of water per acre. • For aerial applications, apply in a minimum finished spray volume of 5 gallons per acre. <p>USE RESTRICTIONS</p> <ul style="list-style-type: none"> • Do not make more than 2 applications per growing season. • Allow at least 14 days between applications. • Do not apply more than 69.0 oz of product per acre per growing season. • Do not apply more than 3.0 lb ai per acre per growing season. • Preharvest Interval (PHI): 14 days <p>RECOMMENDATIONS</p> <ul style="list-style-type: none"> • Thorough spray coverage is essential.
Mealybugs Scales	34.5 to 46.0 oz (1.5 to 2.0 lb ai)	<ul style="list-style-type: none"> • Brown soft scale: Application can be made at dormant timing, targeting the overwintering population or at crawler emergence. • San Jose scale: Application can be made at dormant, delayed dormant, prebloom, or in-season at early crawler emergence. • Other scales: Apply at early crawler emergence. • Mealybugs: Application should be made when early crawler emergence occurs. • Whiteflies: Apply at early nymph threshold.

(continued)

APPLICATION RATE CHART FOR SUSSEX *(continued)*

Tropical and Subtropical, Small Fruit, Edible Peel (Subgroup 23A)

acerola; African plum; agritos; almondette; appleberry; arbutus berry; bayberry, red; bignay; breadnut; cabeluda; carandas-plum; Ceylon iron wood; Ceylon olive; cherry-of-the-Rio-Grande; Chinese olive, black; Chinese olive, white; chirauli-nut; cocoplum; desert-date; false sandalwood; fragrant manjack; gooseberry, Abyssinian; gooseberry, Ceylon; gooseberry, otaheite; governor's plum; grumichama; guabiroba; guava berry; guava, Brazilian; guava, Costa Rican; guayabillo; illawarra plum; Indian-plum; Jamaica-cherry; jambolan; kaffir-plum; kakadu plum; kapundung; karanda; lemon aspen; mombin, yellow; monos plum; mountain cherry; olive; persimmon, black; pitomba; plum-of-Martinique; rukam; rumberry; sea grape; sete-capotes; silver aspen; water apple; water pear; water berry; wax jambu; cultivars, varieties, and hybrids of these commodities

Pest	Rate/Acre	Use Directions
Scales	34.5 to 46.0 oz (1.5 to 2.0 lb ai)	<ul style="list-style-type: none"> • Apply by ground application using 110 to 500 gallons per acre spray volume. Apply in sufficient water volume to provide adequate coverage for tree size. Thorough coverage is critical for adequate control. • For aerial applications, apply in a minimum finished spray volume of 5 gallons per acre. <p>USE RESTRICTIONS</p> <ul style="list-style-type: none"> • Do not make more than 2 applications per growing season. • Allow at least 50 days between applications. • Do not apply more than 92.0 oz of product per acre per growing season. • Do not apply more than 4.0 lb ai per acre per growing season. • Preharvest Interval (PHI): 21 days <p>RECOMMENDATIONS</p> <ul style="list-style-type: none"> • Thorough spray coverage is essential. Orient nozzles to ensure good coverage. Use of a higher volume of water will ensure better coverage, especially under adverse conditions such as hot, dry weather and/or a dense canopy. • Black scale: Applications should occur after complete crawler hatch. • All other scales: Apply at early crawler emergence.

(continued)

APPLICATION RATE CHART FOR SUSSEX *(continued)*

Tropical and Subtropical, Small Fruit, Inedible Peel (Subgroup 24A); Pulasan and Rambutan aisen; bael fruit; Burmese grape; cat's-eyes; inga; longan; lychee; madras-thorn; manduro; matisia; mesquite; mongongo, fruit; pawpaw, small-flower; satinleaf; Sierra Leone-tamarind; Spanish lime; velvet tamarind; wampi; white star apple; cultivars, varieties, and hybrids of these commodities

Pest	Rate/Acre	Use Directions
Scales	34.5 oz (1.5 lb ai)	<ul style="list-style-type: none">• Apply by ground application using a minimum of 75 gallons per acre spray volume.• For aerial applications, apply in a minimum finished spray volume of 5 gallons per acre. <p>USE RESTRICTIONS</p> <ul style="list-style-type: none">• Do not make more than 2 applications per growing season.• Allow at least 14 days between applications.• Do not apply more than 69.0 oz of product per acre per growing season.• Do not apply more than 3.0 lb ai per acre per growing season.• Preharvest Interval (PHI): 21 days

STORAGE AND DISPOSAL

Do not contaminate water, food, or feed by storage or disposal.

PESTICIDE STORAGE: Store in original container, unopened, in a cool, dry place.

PESTICIDE DISPOSAL: Wastes resulting from the use of this product must be disposed of on site or at an approved waste disposal facility.

CONTAINER HANDLING: Nonrefillable container. Do not reuse or refill this container. Completely empty bag into application equipment; then offer for recycling if available, or reconditioning if appropriate, or puncture and dispose of in a sanitary landfill or by incineration, or other methods allowed by state and local authorities.

Emergency Phone Numbers:

(800) 222-1222 Poison Control Center

(800) 424-9300 CHEMTREC (transportation and spills)

WARRANTY AND LIMITATION OF DAMAGES

CONDITIONS OF SALE: To the extent consistent with applicable law, Sipcam Agro USA, Inc. warrants that this product conforms to the chemical description on the label and is reasonably fit for the purposes stated on the label when used in accordance with the directions under normal conditions of use. This warranty does not extend to the use of this product contrary to label instructions, or under abnormal use conditions, or under conditions not reasonably foreseeable to Sipcam Agro USA, Inc.

SIPCAM AGRO USA, INC. DISCLAIMS ALL OTHER WARRANTIES, EXPRESS OR IMPLIED, INCLUDING ANY WARRANTY OF FITNESS OR MERCHANTABILITY. To the extent consistent with applicable law, **SIPCAM AGRO USA, INC. SHALL NOT BE LIABLE FOR CONSEQUENTIAL, SPECIAL, OR INDIRECT DAMAGES RESULTING FROM THE USE OR HANDLING OF THIS PRODUCT, AND SIPCAM AGRO USA, INC.'S SOLE LIABILITY AND BUYER'S AND USER'S EXCLUSIVE REMEDY SHALL BE LIMITED TO THE REFUND OF THE PURCHASE PRICE. BUYER AND USER ACKNOWLEDGE AND ASSUME ALL RISKS AND LIABILITY RESULTING FROM HANDLING, STORAGE AND USE OF THIS PRODUCT. SIPCAM AGRO USA, INC. DOES NOT AUTHORIZE ANY AGENT OR REPRESENTATIVE TO MAKE ANY OTHER WARRANTY, GUARANTEE OR REPRESENTATION CONCERNING THIS PRODUCT.**

Viton is a trademark of The Chemours Company.

Sussex™ is a trademark of Nichino America Inc. and used under license.



BUPROFEZIN | GROUP 16 | INSECTICIDE

PULL HERE TO OPEN

ACTIVE INGREDIENT:

Buprofezin: 2-[(1,1-dimethylethyl)imino]tetrahydro-3-(1-methylethyl)-5-phenyl-4H-1,3,5-thiadiazin-4-one..... 70.00%

OTHER INGREDIENTS: 30.00%

TOTAL 100.00%

Contains 0.70 lb. buprofezin per lb. of product

**KEEP OUT OF REACH OF CHILDREN
CAUTION**

FIRST AID

If swallowed	Call a poison control center or doctor immediately for treatment advice. Have person sip a glass of water if able to swallow. Do not induce vomiting unless told to by a poison control center or doctor. Do not give anything by mouth to an unconscious person.
If on skin or clothing	Take off contaminated clothing. Rinse skin immediately with plenty of water for 15-20 minutes. Call a poison control center or doctor for treatment advice.
If inhaled	Move person to fresh air. If person is not breathing, call 911 or an ambulance, then give artificial respiration, preferably mouth-to-mouth, if possible. Call a poison control center or doctor for further treatment advice.
If in eyes	Hold eye open and rinse slowly and gently with water for 15-20 minutes. Remove contact lenses, if present, after the first 5 minutes, then continue rinsing. Call a poison control center or doctor for treatment advice.

HOTLINE NUMBER

Have the product container or label with you when calling a poison control center or doctor or going for treatment.

Emergency Phone Numbers: (800) 222-1222 Poison Control Center
(800) 424-9300 CHEMTREC (transportation and spills)

NOTE TO PHYSICIAN: There is no specific antidote. All treatment should be based on observed signs and symptoms of distress in the patient. Overexposure to materials other than this product may have occurred.

See inside booklet for Precautionary Statements and Directions for Use

NET CONTENTS: 3.75 pounds

Manufactured by:
SIPCAM AGRO USA, INC.
2525 Meridian Parkway,
Durham, NC 27713

3.75lb

EPA Reg. No. 71711-21-60063

EPA Est. No. 67545-AZ-1

EPA Est. No. 39578-TX-1

EPA Est. No. 54675-MEX-001

superscript corresponds with lot number

450526 04/22

EPA20220323 (8/23)



SIPCAM AGRO
U.S.A., INC.

9502650-000